

**St. Lawrence County
BOARD OF ELECTIONS**

Human Services Building
80 State Highway 310
Canton, New York 13617-1169
Telephone: 315-379-2202 Fax: 315-386-2737

Thomas A. Nichols
Republican Commissioner
Thomas O. Hardiman
Deputy Commissioner

Jennie H. Bacon
Democratic Commissioner
Gordon I. Ward
Deputy Commissioner

**STATEMENT OF CANVASS
General Election
November 7, 2017**

This document shall serve as the certified STATEMENT OF CANVASS of the St. Lawrence County Board of Elections, in relation to votes cast at the General Election held on November 7, 2017.

The St. Lawrence County Board of Elections, being custodian of election records, and after having met for the purpose of canvassing the votes cast at said election, DOES HEREBY CERTIFY THE ATTACHED, AS A SUMMARY OF SAID VOTES.

In Witness whereof, we have set our hands, and caused the seal of said Board of Elections to be affixed.

Sworn this date, November 20, 2017, in Canton, New York.

1



Jenni H. Bacon *Thomas A. Hobbes*

<i>DISTRICT</i>	<i>MACHINE TURNOUT</i>	<i>ABSENTEE TURNOUT</i>	<i>AFFIDAVIT</i>	<i>VOTER REGISTRATION</i>
Brasher 1	192	7	2	603
Brasher 2	370	28	1	776
Canton 1	400	26	2	795
Canton 2	407	35	3	884
Canton 3	312	42	3	658
Canton 4	62	2	1	167
Canton 5	196	9	0	447
Canton 6	310	18	3	728
Canton 7	122	12	0	314
Canton 8	382	27	1	957
Clare 1	56	0	0	72
Clifton 1	84	5	2	234
Clifton 2	110	11	0	192
Colton 1	601	62	5	1103
DeKalb 1	221	18	1	658
DeKalb 2	155	5	1	487
DePeyster 1	184	7	0	353
Edwards 1	191	10	1	625
Fine 1	391	30	3	854
Fowler 1	199	9	1	581
Fowler 2	291	16	0	761
Gouverneur 1	286	20	2	846
Gouverneur 2	202	12	2	861
Gouverneur 3	152	8	1	495
Gouverneur 4	192	10	0	618
Hammond 1	280	25	0	817
Hermon 1	208	10	1	653
Hopkinton 1	361	14	2	659
Lawrence 1	310	11	3	930
Lisbon 1	311	14	2	837
Lisbon 2	242	14	0	726
Lisbon 3	351	28	3	788

Louisville 1	218	19	1	634
Louisville 2	284	18	3	661
Louisville 3	192	12	2	480
Louisville 4	112	8	1	313
Macomb 1	203	11	2	525
Madrid 1	409	23	4	995
Massena 1	499	37	3	1135
Massena 2	310	14	1	961
Massena 3	270	19	1	868
Massena 4	136	9	1	463
Massena 5	246	26	2	934
Massena 6	257	15	1	858
Massena 7	246	12	0	737
Massena 8	208	15	0	620
Morristown 1	145	9	2	477
Morristown 2	286	29	2	686
Norfolk 1	218	11	3	764
Norfolk 2	224	18	3	954
Norfolk 3	242	20	1	805
Oswegatchie 1	354	27	0	1126
Oswegatchie 2	263	19	1	948
Oswegatchie 3	182	11	2	434
Parishville 1	283	23	4	516
Parishville 2	414	40	7	811
Piercefield 1	87	5	1	189
Pierrepoint 1	367	20	2	987
Pierrepoint 2	308	15	8	764
Pitcairn 1	190	7	1	478
Potsdam 1	307	9	1	807
Potsdam 2	281	17	2	761
Potsdam 3	189	12	2	649
Potsdam 4	290	15	3	930
Potsdam 5	260	19	1	801
Potsdam 6	237	5	1	899
Potsdam 7	266	24	1	705
Potsdam 8	374	14	2	949
Rossie 1	134	3	0	396
Russell 1	511	11	1	1131
Stockholm 1	332	8	2	887

Stockholm 2	265	8	5	771
Stockholm 3	147	11	0	464
Waddington 1	391	36	0	672
Waddington 2	471	28	1	873
Ogdensburg 1	256	11	4	808
Ogdensburg 2	250	10	3	916
Ogdensburg 3	366	13	1	1022
Ogdensburg 4	294	11	3	906
Ogdensburg 5	257	20	2	864
Ogdensburg 6	297	26	3	854
TOTAL	21459	1348	143	57667

**ST. LAWRENCE COUNTY
GENERAL ELECTION
November 7, 2017**

<i>DISTRICT</i>	<i>MACHINE TURNOUT</i>	<i>ABSENTEE TURNOUT</i>	<i>AFFIDAVIT</i>	<i>TOTAL TURNOUT</i>	<i>VOTER REGISTRATION</i>	<i>% TURNOUT</i>	<i>YES (Machine)</i>
Brasher 1	192	7	2	201	603	33%	20
Brasher 2	370	28	1	399	776	51%	40
Canton 1	400	26	2	428	795	54%	44
Canton 2	407	35	3	445	884	50%	32
Canton 3	312	42	3	357	658	54%	51
Canton 4	62	2	1	65	167	39%	6
Canton 5	196	9	0	205	447	46%	16
Canton 6	310	18	3	331	728	45%	44
Canton 7	122	12	0	134	314	43%	13
Canton 8	382	27	1	410	957	43%	37
Clare 1	56	0	0	56	72	78%	2
Clifton 1	84	5	2	91	234	39%	13
Clifton 2	110	11	0	121	192	63%	6
Colton 1	601	62	5	668	1103	61%	53
DeKalb 1	221	18	1	240	658	36%	14
DeKalb 2	155	5	1	161	487	33%	14
DePeyster 1	184	7	0	191	353	54%	8
Edwards 1	191	10	1	202	625	32%	15
Fine 1	391	30	3	424	854	50%	43
Fowler 1	199	9	1	209	581	36%	15
Fowler 2	291	16	0	307	761	40%	21
Gouverneur 1	286	20	2	308	846	36%	22
Gouverneur 2	202	12	2	216	861	25%	23

Gouverneur 3	152	8	1	161	495	33%	13
Gouverneur 4	192	10	0	202	618	33%	18
Hammond 1	280	25	0	305	817	37%	25
Hermon 1	208	10	1	219	653	34%	16
Hopkinton 1	361	14	2	377	659	57%	38
Lawrence 1	310	11	3	324	930	35%	31
Lisbon 1	311	14	2	327	837	39%	23
Lisbon 2	242	14	0	256	726	35%	17
Lisbon 3	351	28	3	382	788	48%	32
Louisville 1	218	19	1	238	634	38%	24
Louisville 2	284	18	3	305	661	46%	34
Louisville 3	192	12	2	206	480	43%	17
Louisville 4	112	8	1	121	313	39%	14
Macomb 1	203	11	2	216	525	41%	20
Madrid 1	409	23	4	436	995	44%	48
Massena 1	499	37	3	539	1135	47%	47
Massena 2	310	14	1	325	961	34%	37
Massena 3	270	19	1	290	868	33%	31
Massena 4	136	9	1	146	463	32%	9
Massena 5	246	26	2	274	934	29%	16
Massena 6	257	15	1	273	858	32%	18
Massena 7	246	12	0	258	737	35%	31
Massena 8	208	15	0	223	620	36%	15
Morristown 1	145	9	2	156	477	33%	11
Morristown 2	286	29	2	317	686	46%	22
Norfolk 1	218	11	3	232	764	30%	19
Norfolk 2	224	18	3	245	954	26%	14
Norfolk 3	242	20	1	263	805	33%	14
Oswegatchie 1	354	27	0	381	1126	34%	18
Oswegatchie 2	263	19	1	283	948	30%	21
Oswegatchie 3	182	11	2	195	434	45%	4
Parishville 1	283	23	4	310	516	60%	13
Parishville 2	414	40	7	461	811	57%	21
Piercefield 1	87	5	1	93	189	49%	7
Pierrepoint 1	367	20	2	389	987	39%	23
Pierrepoint 2	308	15	8	331	764	43%	29
Pitcairn 1	190	7	1	198	478	41%	14
Potsdam 1	307	9	1	317	807	39%	44
Potsdam 2	281	17	2	300	761	39%	15

Potsdam 3	189	12	2	203	649	31%	18
Potsdam 4	290	15	3	308	930	33%	20
Potsdam 5	260	19	1	280	801	35%	26
Potsdam 6	237	5	1	243	899	27%	28
Potsdam 7	266	24	1	291	705	41%	26
Potsdam 8	374	14	2	390	949	41%	24
Rossie 1	134	3	0	137	396	35%	17
Russell 1	511	11	1	523	1131	46%	32
Stockholm 1	332	8	2	342	887	39%	25
Stockholm 2	265	8	5	278	771	36%	24
Stockholm 3	147	11	0	158	464	34%	11
Waddington 1	391	36	0	427	672	64%	25
Waddington 2	471	28	1	500	873	57%	40
Ogdensburg 1	256	11	4	271	808	34%	32
Ogdensburg 2	250	10	3	263	916	29%	22
Ogdensburg 3	366	13	1	380	1022	37%	45
Ogdensburg 4	294	11	3	308	906	34%	20
Ogdensburg 5	257	20	2	279	864	32%	31
Ogdensburg 6	297	26	3	326	854	38%	27
TOTAL	21459	1348	143	22950	57667	40%	1,908

PROPOS
VOTE FC

<i>NO (Machine)</i>	<i>YES (Absentee)</i>	<i>NO (Absentee)</i>	<i>YES (Affidavit)</i>	<i>NO (Affidavit)</i>	<i>YES Total</i>	<i>NO Total</i>	<i>UNDER / OVER 1/2</i>
162	0	4	0	2	20	168	13
307	2	19	0	1	42	327	30
334	5	20	0	0	49	354	25
359	2	29	0	3	34	391	20
249	3	34	0	3	54	286	17
51	0	2	0	1	6	54	5
176	0	8	0	0	16	184	5
252	1	12	0	2	45	266	20
97	0	8	0	0	13	105	16
311	0	20	0	1	37	332	41
43	0	0	0	0	2	43	11
71	1	4	1	1	15	76	0
101	2	7	0	0	8	108	5
523	8	48	3	2	64	573	31
196	3	11	0	1	17	208	15
135	0	5	0	1	14	141	6
143	1	6	0	0	9	149	33
175	1	8	0	1	16	184	2
318	7	19	1	2	51	339	34
106	1	8	0	1	16	115	78
224	0	8	0	0	21	232	54
245	3	16	1	1	26	262	20
162	0	7	1	1	24	170	22

130	0	8	0	1	13	139	9
168	3	4	0	0	21	172	9
247	2	18	0	0	27	265	13
175	0	10	0	1	16	186	17
301	3	9	0	2	41	312	24
264	1	9	0	3	32	276	16
276	0	13	1	1	24	290	13
214	0	14	0	0	17	228	11
307	1	23	0	1	33	331	18
184	1	17	0	1	25	202	11
242	2	12	1	2	37	256	12
155	1	8	0	2	18	165	23
88	0	7	0	1	14	96	11
167	0	9	0	2	20	178	18
336	4	16	1	3	53	355	28
440	4	30	0	3	51	473	15
262	2	8	0	0	39	270	16
228	2	12	1	0	34	240	16
108	0	8	0	1	9	117	20
213	3	17	1	1	20	231	23
225	2	10	0	1	20	236	17
202	4	7	0	0	35	209	14
185	3	9	0	0	18	194	11
120	1	6	0	2	12	128	16
246	2	27	0	2	24	275	18
191	4	7	0	3	23	201	8
202	2	15	0	3	16	220	9
221	1	17	0	1	15	239	9
325	4	17	0	0	22	342	17
232	0	18	1	0	22	250	11
164	0	10	0	2	4	176	15
241	0	21	0	4	13	266	31
326	3	28	0	6	24	360	77
79	2	1	0	1	9	81	3
331	1	19	1	1	25	351	13
272	1	13	1	7	31	292	8
162	0	6	0	1	14	169	15
246	0	7	0	1	44	254	19
244	0	15	0	2	15	261	24

163	1	11	0	2	19	176	8
265	4	9	1	2	25	276	7
225	1	12	0	1	27	238	15
202	1	4	1	0	30	206	7
229	4	17	0	1	30	247	14
330	1	13	0	2	25	345	20
107	1	2	0	0	18	109	10
443	1	9	0	1	33	453	37
297	0	7	0	2	25	306	11
226	1	7	0	5	25	238	15
132	0	10	0	0	11	142	5
312	10	19	0	0	35	331	61
390	2	23	0	1	42	414	44
205	4	6	0	3	36	214	21
219	1	6	0	3	23	228	12
309	2	9	0	0	47	318	15
270	1	9	0	3	21	282	5
217	2	16	0	2	33	235	11
266	6	18	0	3	33	287	6
18,266	142	1,015	17	117	2,067	19,398	1,485

**SITION ONE
OR ONE**

VOTES

TOTAL VOTES CAST

188
369
403
425
340
60
200
311
118
369
45
91
116
637
225
155
158
200
390
131
253
288
194

152
193
292
202
353
308
314
245
364
227
293
183
110
198
408
524
309
274
126
251
256
244
212
140
299
224
236
254
364
272
180
279
384
90
376
323
183
298
276

195
301
265
236
277
370
127
486
331
263
153
366
456
250
251
365
303
268
320
21,465

**ST. LAWRENCE COUNTY
GENERAL ELECTION
November 7, 2017**

<i>DISTRICT</i>	<i>MACHINE TURNOUT</i>	<i>ABSENTEE TURNOUT</i>	<i>AFFIDAVIT</i>	<i>TOTAL TURNOUT</i>	<i>VOTER REGISTRATION</i>	<i>% TURNOUT</i>	<i>YES (Machine)</i>
Brasher 1	192	7	2	201	603	33%	123
Brasher 2	370	28	1	399	776	51%	221
Canton 1	400	26	2	428	795	54%	322
Canton 2	407	35	3	445	884	50%	309
Canton 3	312	42	3	357	658	54%	248
Canton 4	62	2	1	65	167	39%	36
Canton 5	196	9	0	205	447	46%	149
Canton 6	310	18	3	331	728	45%	245
Canton 7	122	12	0	134	314	43%	86
Canton 8	382	27	1	410	957	43%	277
Clare 1	56	0	0	56	72	78%	31
Clifton 1	84	5	2	91	234	39%	63
Clifton 2	110	11	0	121	192	63%	93
Colton 1	601	62	5	668	1103	61%	427
DeKalb 1	221	18	1	240	658	36%	155
DeKalb 2	155	5	1	161	487	33%	115
DePeyster 1	184	7	0	191	353	54%	101
Edwards 1	191	10	1	202	625	32%	137
Fine 1	391	30	3	424	854	50%	239
Fowler 1	199	9	1	209	581	36%	82
Fowler 2	291	16	0	307	761	40%	183
Gouverneur 1	286	20	2	308	846	36%	200
Gouverneur 2	202	12	2	216	861	25%	130

Gouverneur 3	152	8	1	161	495	33%	103
Gouverneur 4	192	10	0	202	618	33%	148
Hammond 1	280	25	0	305	817	37%	209
Hermon 1	208	10	1	219	653	34%	153
Hopkinton 1	361	14	2	377	659	57%	240
Lawrence 1	310	11	3	324	930	35%	196
Lisbon 1	311	14	2	327	837	39%	207
Lisbon 2	242	14	0	256	726	35%	161
Lisbon 3	351	28	3	382	788	48%	216
Louisville 1	218	19	1	238	634	38%	135
Louisville 2	284	18	3	305	661	46%	191
Louisville 3	192	12	2	206	480	43%	130
Louisville 4	112	8	1	121	313	39%	78
Macomb 1	203	11	2	216	525	41%	133
Madrid 1	409	23	4	436	995	44%	278
Massena 1	499	37	3	539	1135	47%	341
Massena 2	310	14	1	325	961	34%	210
Massena 3	270	19	1	290	868	33%	175
Massena 4	136	9	1	146	463	32%	77
Massena 5	246	26	2	274	934	29%	156
Massena 6	257	15	1	273	858	32%	155
Massena 7	246	12	0	258	737	35%	165
Massena 8	208	15	0	223	620	36%	148
Morristown 1	145	9	2	156	477	33%	99
Morristown 2	286	29	2	317	686	46%	203
Norfolk 1	218	11	3	232	764	30%	141
Norfolk 2	224	18	3	245	954	26%	153
Norfolk 3	242	20	1	263	805	33%	165
Oswegatchie 1	354	27	0	381	1126	34%	252
Oswegatchie 2	263	19	1	283	948	30%	186
Oswegatchie 3	182	11	2	195	434	45%	106
Parishville 1	283	23	4	310	516	60%	177
Parishville 2	414	40	7	461	811	57%	236
Piercefield 1	87	5	1	93	189	49%	60
Pierrepoint 1	367	20	2	389	987	39%	268
Pierrepoint 2	308	15	8	331	764	43%	237
Pitcairn 1	190	7	1	198	478	41%	134
Potsdam 1	307	9	1	317	807	39%	243
Potsdam 2	281	17	2	300	761	39%	200

Potsdam 3	189	12	2	203	649	31%	139
Potsdam 4	290	15	3	308	930	33%	217
Potsdam 5	260	19	1	280	801	35%	203
Potsdam 6	237	5	1	243	899	27%	196
Potsdam 7	266	24	1	291	705	41%	213
Potsdam 8	374	14	2	390	949	41%	248
Rossie 1	134	3	0	137	396	35%	85
Russell 1	511	11	1	523	1131	46%	333
Stockholm 1	332	8	2	342	887	39%	218
Stockholm 2	265	8	5	278	771	36%	181
Stockholm 3	147	11	0	158	464	34%	91
Waddington 1	391	36	0	427	672	64%	253
Waddington 2	471	28	1	500	873	57%	308
Ogdensburg 1	256	11	4	271	808	34%	175
Ogdensburg 2	250	10	3	263	916	29%	172
Ogdensburg 3	366	13	1	380	1022	37%	269
Ogdensburg 4	294	11	3	308	906	34%	201
Ogdensburg 5	257	20	2	279	864	32%	179
Ogdensburg 6	297	26	3	326	854	38%	220
TOTAL	21459	1348	143	22950	57667	40%	14,738

PROPOS
VOTE FC

<i>NO (Machine)</i>	<i>YES (Absentee)</i>	<i>NO (Absentee)</i>	<i>YES (Affidavit)</i>	<i>NO (Affidavit)</i>	<i>YES Total</i>	<i>NO Total</i>	<i>UNDER / OVER 1/2</i>
57	2	2	0	2	125	61	15
118	14	7	0	1	235	126	38
59	19	5	0	0	341	64	23
76	27	5	1	1	337	82	26
44	30	7	3	0	281	51	25
21	2	0	0	0	38	21	6
42	9	0	0	0	158	42	5
45	11	3	3	0	259	48	24
24	7	2	0	0	93	26	15
69	19	6	0	0	296	75	39
15	0	0	0	0	31	15	10
21	4	0	1	1	68	22	1
14	7	2	0	0	100	16	5
141	44	8	4	1	475	150	43
51	11	3	1	0	167	54	19
32	4	1	0	1	119	34	8
48	7	0	0	0	108	48	35
53	8	1	0	1	145	55	2
122	22	3	3	0	264	125	35
39	9	0	1	0	92	39	78
58	6	2	0	0	189	60	58
65	16	2	2	0	218	67	23
52	6	2	1	1	137	55	24

35	6	2	0	1	109	38	14
36	5	3	0	0	153	39	10
63	17	4	0	0	226	67	12
40	7	2	0	1	160	43	16
98	9	3	2	0	251	101	25
98	8	2	1	2	205	102	17
88	8	5	2	0	217	93	17
66	12	2	0	0	173	68	15
115	15	8	2	0	233	123	26
71	14	4	0	1	149	76	13
80	10	4	3	0	204	84	17
43	6	3	1	1	137	47	22
21	7	0	1	0	86	21	14
49	9	0	2	0	144	49	23
101	19	1	4	0	301	102	33
133	26	7	3	0	370	140	29
86	6	3	0	0	216	89	20
80	12	3	1	0	188	83	19
42	4	2	0	1	81	45	20
70	16	2	1	1	173	73	28
85	11	1	1	0	167	86	20
64	11	0	0	0	176	64	18
53	11	2	0	0	159	55	9
28	3	4	0	2	102	34	20
64	21	7	0	1	224	72	21
68	7	4	2	1	150	73	9
60	16	1	3	0	172	61	12
68	16	2	0	1	181	71	11
90	20	4	0	0	272	94	15
64	17	2	1	0	204	66	13
61	9	1	1	1	116	63	16
70	13	7	2	2	192	79	39
108	25	7	3	3	264	118	79
24	3	0	1	0	64	24	5
88	16	2	2	0	286	90	13
63	10	3	2	5	249	71	11
41	5	1	0	1	139	43	16
44	5	2	0	1	248	47	22
61	14	1	1	1	215	63	22

41	9	1	1	1	149	43	11
67	10	4	1	2	228	73	7
45	11	1	1	0	215	46	19
29	4	1	1	0	201	30	12
34	21	1	1	0	235	35	21
102	12	2	2	0	262	104	24
40	3	0	0	0	88	40	9
132	7	3	1	0	341	135	47
95	5	2	1	1	224	98	20
68	7	0	4	1	192	69	17
52	7	4	0	0	98	56	4
76	25	3	0	0	278	79	70
118	22	3	0	1	330	122	48
54	8	2	3	0	186	56	29
66	4	4	2	1	178	71	14
81	9	2	0	0	278	83	19
84	6	3	0	3	207	90	11
66	12	6	1	1	192	73	14
63	16	10	2	1	238	74	14
5,198	931	224	83	48	15,752	5,470	1,728

**POSITION TWO
OR ONE**

TOTAL VOTES

TOTAL VOTES CAST

186
361
405
419
332
59
200
307
119
371
46
90
116
625
221
153
156
200
389
131
249
285
192

147
192
293
203
352
307
310
241
356
225
288
184
107
193
403
510
305
271
126
246
253
240
214
136
296
223
233
252
366
270
179
271
382
88
376
320
182
295
278

192
301
261
231
270
366
128
476
322
261
154
357
452
242
249
361
297
265
312
21,222

**ST. LAWRENCE COUNTY
GENERAL ELECTION
November 7, 2017**

<i>DISTRICT</i>	<i>MACHINE TURNOUT</i>	<i>ABSENTEE TURNOUT</i>	<i>AFFIDAVIT</i>	<i>TOTAL TURNOUT</i>	<i>VOTER REGISTRATION</i>	<i>% TURNOUT</i>	<i>YES (Machine)</i>
Brasher 1	192	7	2	201	603	33%	101
Brasher 2	370	28	1	399	776	51%	186
Canton 1	400	26	2	428	795	54%	300
Canton 2	407	35	3	445	884	50%	242
Canton 3	312	42	3	357	658	54%	218
Canton 4	62	2	1	65	167	39%	35
Canton 5	196	9	0	205	447	46%	125
Canton 6	310	18	3	331	728	45%	204
Canton 7	122	12	0	134	314	43%	77
Canton 8	382	27	1	410	957	43%	230
Clare 1	56	0	0	56	72	78%	20
Clifton 1	84	5	2	91	234	39%	59
Clifton 2	110	11	0	121	192	63%	86
Colton 1	601	62	5	668	1103	61%	382
DeKalb 1	221	18	1	240	658	36%	135
DeKalb 2	155	5	1	161	487	33%	99
DePeyster 1	184	7	0	191	353	54%	73
Edwards 1	191	10	1	202	625	32%	109
Fine 1	391	30	3	424	854	50%	264
Fowler 1	199	9	1	209	581	36%	59
Fowler 2	291	16	0	307	761	40%	138
Gouverneur 1	286	20	2	308	846	36%	193
Gouverneur 2	202	12	2	216	861	25%	111

Gouverneur 3	152	8	1	161	495	33%	92
Gouverneur 4	192	10	0	202	618	33%	112
Hammond 1	280	25	0	305	817	37%	168
Hermon 1	208	10	1	219	653	34%	111
Hopkinton 1	361	14	2	377	659	57%	203
Lawrence 1	310	11	3	324	930	35%	175
Lisbon 1	311	14	2	327	837	39%	164
Lisbon 2	242	14	0	256	726	35%	140
Lisbon 3	351	28	3	382	788	48%	177
Louisville 1	218	19	1	238	634	38%	130
Louisville 2	284	18	3	305	661	46%	155
Louisville 3	192	12	2	206	480	43%	110
Louisville 4	112	8	1	121	313	39%	72
Macomb 1	203	11	2	216	525	41%	103
Madrid 1	409	23	4	436	995	44%	222
Massena 1	499	37	3	539	1135	47%	312
Massena 2	310	14	1	325	961	34%	165
Massena 3	270	19	1	290	868	33%	158
Massena 4	136	9	1	146	463	32%	56
Massena 5	246	26	2	274	934	29%	135
Massena 6	257	15	1	273	858	32%	136
Massena 7	246	12	0	258	737	35%	123
Massena 8	208	15	0	223	620	36%	115
Morristown 1	145	9	2	156	477	33%	77
Morristown 2	286	29	2	317	686	46%	157
Norfolk 1	218	11	3	232	764	30%	114
Norfolk 2	224	18	3	245	954	26%	116
Norfolk 3	242	20	1	263	805	33%	118
Oswegatchie 1	354	27	0	381	1126	34%	196
Oswegatchie 2	263	19	1	283	948	30%	149
Oswegatchie 3	182	11	2	195	434	45%	102
Parishville 1	283	23	4	310	516	60%	119
Parishville 2	414	40	7	461	811	57%	176
Piercefield 1	87	5	1	93	189	49%	60
Pierrepoint 1	367	20	2	389	987	39%	225
Pierrepoint 2	308	15	8	331	764	43%	195
Pitcairn 1	190	7	1	198	478	41%	99
Potsdam 1	307	9	1	317	807	39%	205
Potsdam 2	281	17	2	300	761	39%	174

Potsdam 3	189	12	2	203	649	31%	99
Potsdam 4	290	15	3	308	930	33%	185
Potsdam 5	260	19	1	280	801	35%	188
Potsdam 6	237	5	1	243	899	27%	171
Potsdam 7	266	24	1	291	705	41%	192
Potsdam 8	374	14	2	390	949	41%	220
Rossie 1	134	3	0	137	396	35%	81
Russell 1	511	11	1	523	1131	46%	285
Stockholm 1	332	8	2	342	887	39%	179
Stockholm 2	265	8	5	278	771	36%	152
Stockholm 3	147	11	0	158	464	34%	85
Waddington 1	391	36	0	427	672	64%	208
Waddington 2	471	28	1	500	873	57%	264
Ogdensburg 1	256	11	4	271	808	34%	134
Ogdensburg 2	250	10	3	263	916	29%	138
Ogdensburg 3	366	13	1	380	1022	37%	223
Ogdensburg 4	294	11	3	308	906	34%	166
Ogdensburg 5	257	20	2	279	864	32%	130
Ogdensburg 6	297	26	3	326	854	38%	186
TOTAL	21459	1348	143	22950	57667	40%	12,348

**PROPOS
VOTE FC**

<i>NO (Machine)</i>	<i>YES (Absentee)</i>	<i>NO (Absentee)</i>	<i>YES (Affidavit)</i>	<i>NO (Affidavit)</i>	<i>YES Total</i>	<i>NO Total</i>	<i>UNDER / OVER 1/2</i>
79	0	4	2	0	103	83	15
148	13	8	0	1	199	157	43
73	20	5	0	0	320	78	30
141	14	17	1	1	257	159	29
73	29	7	2	0	249	80	28
22	2	0	0	0	37	22	6
64	6	2	0	0	131	66	8
83	11	2	1	2	216	87	28
33	6	3	0	0	83	36	15
110	18	6	0	0	248	116	46
25	0	0	0	0	20	25	11
25	1	3	1	1	61	29	1
21	7	2	0	0	93	23	5
186	34	19	2	3	418	208	42
73	5	8	1	0	141	81	18
48	3	2	0	1	102	51	8
72	5	2	0	0	78	74	39
79	4	5	0	1	113	85	4
101	15	9	3	0	282	110	32
62	5	4	0	1	64	67	78
102	3	5	0	0	141	107	59
72	8	9	2	0	203	81	24
69	5	2	2	0	118	71	27

48	3	5	1	0	96	53	12
73	6	2	0	0	118	75	9
102	11	10	0	0	179	112	14
77	7	2	1	0	119	79	21
133	10	2	1	1	214	136	27
117	3	7	0	3	178	127	19
132	4	7	2	0	170	139	18
89	12	2	0	0	152	91	13
154	16	8	0	2	193	164	25
75	14	3	0	1	144	79	15
114	6	7	3	0	164	121	20
61	5	4	0	2	115	67	24
27	5	2	0	1	77	30	14
80	6	4	1	1	110	85	21
153	10	10	4	0	236	163	37
164	25	7	0	3	337	174	28
125	7	3	0	0	172	128	25
98	10	4	0	1	168	103	19
56	4	2	0	1	60	59	27
91	19	2	2	0	156	93	25
99	9	3	1	0	146	102	25
104	8	3	0	0	131	107	20
83	6	7	0	0	121	90	12
50	5	2	0	2	82	54	20
105	16	10	2	0	175	115	27
90	6	4	1	2	121	96	15
95	9	6	3	0	128	101	16
112	14	4	1	0	133	116	14
135	16	7	0	0	212	142	27
98	11	7	1	0	161	105	17
65	7	3	1	1	110	69	16
127	8	11	1	3	128	141	41
170	11	17	2	3	189	190	82
24	5	0	1	0	66	24	3
124	11	7	1	1	237	132	20
103	10	4	3	4	208	111	12
74	2	4	1	0	102	78	18
78	4	3	0	0	209	81	27
87	9	6	1	1	184	94	22

77	7	2	1	1	107	80	16
95	5	8	1	2	191	105	12
57	11	1	1	0	200	58	22
54	2	3	1	0	174	57	12
53	15	6	1	0	208	59	24
128	8	6	1	1	229	135	26
44	1	2	0	0	82	46	9
179	6	5	1	0	292	184	47
131	6	0	1	1	186	132	24
95	6	1	3	1	161	97	20
56	10	1	0	0	95	57	6
113	24	4	0	0	232	117	78
158	19	6	0	1	283	165	52
92	7	3	1	2	142	97	32
95	3	5	3	0	144	100	19
125	10	2	0	0	233	127	20
110	8	2	1	2	175	114	19
112	10	7	1	0	141	119	19
96	16	7	0	2	202	105	19
7,423	738	396	69	57	13,155	7,876	1,919

**SITION THREE
OR ONE**

TOTAL VOTES

TOTAL VOTES CAST

186
356
398
416
329
59
197
303
119
364
45
90
116
626
222
153
152
198
392
131
248
284
189

149
193
291
198
350
305
309
243
357
223
285
182
107
195
399
511
300
271
119
249
248
238
211
136
290
217
229
249
354
266
179
269
379
90
369
319
180
290
278

187
296
258
231
267
364
128
476
318
258
152
349
448
239
244
360
289
260
307
21,031

**ST. LAWRENCE COUNTY
GENERAL ELECTION
November 7, 2017**

<i>DISTRICT</i>	<i>MACHINE TURNOUT</i>	<i>ABSENTEE TURNOUT</i>	<i>AFFIDAVIT</i>	<i>TOTAL TURNOUT</i>	<i>VOTER REGISTRATION</i>	<i>% TURNOUT</i>	<i>James L. Monroe (MACHINE)</i>
							DEM
Brasher 1	192	7	2	201	603	33%	80
Brasher 2	370	28	1	399	776	51%	151
Canton 1	400	26	2	428	795	54%	240
Canton 2	407	35	3	445	884	50%	178
Canton 3	312	42	3	357	658	54%	158
Canton 4	62	2	1	65	167	39%	17
Canton 5	196	9	0	205	447	46%	78
Canton 6	310	18	3	331	728	45%	163
Canton 7	122	12	0	134	314	43%	55
Canton 8	382	27	1	410	957	43%	157
Clare 1	56	0	0	56	72	78%	9
Clifton 1	84	5	2	91	234	39%	25
Clifton 2	110	11	0	121	192	63%	48
Colton 1	601	62	5	668	1103	61%	229
DeKalb 1	221	18	1	240	658	36%	78
DeKalb 2	155	5	1	161	487	33%	56
DePeyster 1	184	7	0	191	353	54%	37
Edwards 1	191	10	1	202	625	32%	80
Fine 1	391	30	3	424	854	50%	152
Fowler 1	199	9	1	209	581	36%	42
Fowler 2	291	16	0	307	761	40%	83
Gouverneur 1	286	20	2	308	846	36%	111
Gouverneur 2	202	12	2	216	861	25%	73

Gouverneur 3	152	8	1	161	495	33%	48
Gouverneur 4	192	10	0	202	618	33%	51
Hammond 1	280	25	0	305	817	37%	80
Hermon 1	208	10	1	219	653	34%	83
Hopkinton 1	361	14	2	377	659	57%	102
Lawrence 1	310	11	3	324	930	35%	104
Lisbon 1	311	14	2	327	837	39%	71
Lisbon 2	242	14	0	256	726	35%	59
Lisbon 3	351	28	3	382	788	48%	87
Louisville 1	218	19	1	238	634	38%	88
Louisville 2	284	18	3	305	661	46%	118
Louisville 3	192	12	2	206	480	43%	70
Louisville 4	112	8	1	121	313	39%	44
Macomb 1	203	11	2	216	525	41%	62
Madrid 1	409	23	4	436	995	44%	140
Massena 1	499	37	3	539	1135	47%	227
Massena 2	310	14	1	325	961	34%	120
Massena 3	270	19	1	290	868	33%	134
Massena 4	136	9	1	146	463	32%	58
Massena 5	246	26	2	274	934	29%	117
Massena 6	257	15	1	273	858	32%	109
Massena 7	246	12	0	258	737	35%	101
Massena 8	208	15	0	223	620	36%	73
Morristown 1	145	9	2	156	477	33%	38
Morristown 2	286	29	2	317	686	46%	77
Norfolk 1	218	11	3	232	764	30%	103
Norfolk 2	224	18	3	245	954	26%	90
Norfolk 3	242	20	1	263	805	33%	128
Oswegatchie 1	354	27	0	381	1126	34%	77
Oswegatchie 2	263	19	1	283	948	30%	80
Oswegatchie 3	182	11	2	195	434	45%	46
Parishville 1	283	23	4	310	516	60%	75
Parishville 2	414	40	7	461	811	57%	113
Piercefield 1	87	5	1	93	189	49%	52
Pierrepoint 1	367	20	2	389	987	39%	154
Pierrepoint 2	308	15	8	331	764	43%	121
Pitcairn 1	190	7	1	198	478	41%	64
Potsdam 1	307	9	1	317	807	39%	150
Potsdam 2	281	17	2	300	761	39%	121

Potsdam 3	189	12	2	203	649	31%	82
Potsdam 4	290	15	3	308	930	33%	139
Potsdam 5	260	19	1	280	801	35%	147
Potsdam 6	237	5	1	243	899	27%	145
Potsdam 7	266	24	1	291	705	41%	168
Potsdam 8	374	14	2	390	949	41%	182
Rossie 1	134	3	0	137	396	35%	50
Russell 1	511	11	1	523	1131	46%	174
Stockholm 1	332	8	2	342	887	39%	124
Stockholm 2	265	8	5	278	771	36%	94
Stockholm 3	147	11	0	158	464	34%	47
Waddington 1	391	36	0	427	672	64%	138
Waddington 2	471	28	1	500	873	57%	143
Ogdensburg 1	256	11	4	271	808	34%	79
Ogdensburg 2	250	10	3	263	916	29%	85
Ogdensburg 3	366	13	1	380	1022	37%	139
Ogdensburg 4	294	11	3	308	906	34%	104
Ogdensburg 5	257	20	2	279	864	32%	87
Ogdensburg 6	297	26	3	326	854	38%	115
TOTAL	21459	1348	143	22,950	57,667	40%	8,177

<i>James L. Monroe (ABSENTEE)</i>	<i>James L. Monroe (AFFIDAVIT)</i>	<i>James L. Monroe</i>	<i>Gary M. Pasqua (MACHINE)</i>	<i>Gary M. Pasqua (ABSENTEE)</i>	<i>Gary M. Pasqua (AFFIDAVIT)</i>	<i>Gary M. Pasqua</i>	<i>Gary M. Pasqua (MACHINE)</i>
DEM	DEM	DEM	REP	REP	REP	REP	CON
5	1	86	76	2	1	79	4
13	0	164	143	10	1	154	22
10	2	252	85	11	0	96	22
11	1	190	151	15	0	166	19
19	1	178	91	15	1	107	19
2	1	20	29	0	0	29	6
4	0	82	88	4	0	92	11
10	3	176	87	5	0	92	18
8	0	63	41	2	0	43	9
13	0	170	153	10	0	163	27
0	0	9	34	0	0	34	0
4	1	30	37	0	1	38	2
2	0	50	45	8	0	53	3
21	0	250	261	27	4	292	37
6	0	84	108	6	0	114	10
0	1	57	70	4	0	74	10
2	0	39	97	4	0	101	4
3	1	84	86	6	0	92	9
9	1	162	158	15	2	175	9
4	0	46	60	5	0	65	13
10	0	93	135	4	0	139	14
7	1	119	123	11	0	134	14
4	2	79	100	6	0	106	7

5	0	53	76	2	1	79	9
2	0	53	109	6	0	115	9
7	0	87	155	9	0	164	10
5	0	88	92	2	1	95	13
5	0	107	169	4	2	175	25
4	0	108	149	5	1	155	12
3	0	74	191	6	1	198	15
2	0	61	141	11	0	152	13
6	0	93	195	18	1	214	26
12	0	100	87	5	1	93	16
8	1	127	101	7	2	110	28
7	1	78	86	1	0	87	18
2	1	47	56	6	0	62	1
4	0	66	95	5	1	101	9
7	1	148	183	14	2	199	32
13	1	241	203	18	2	223	16
7	0	127	126	5	1	132	18
10	1	145	103	5	0	108	7
3	1	62	52	3	0	55	3
14	0	131	85	8	2	95	10
10	0	119	105	4	1	110	8
6	0	107	98	2	0	100	9
5	0	78	98	6	0	104	9
4	0	42	83	3	1	87	7
12	1	90	163	16	1	180	11
7	2	112	84	3	1	88	5
15	0	105	104	2	2	108	9
11	1	140	80	7	0	87	9
8	0	85	207	11	0	218	27
8	0	88	142	8	1	151	17
4	1	51	109	7	0	116	3
4	1	80	146	14	1	161	11
17	0	130	219	13	7	239	19
3	1	56	21	2	0	23	0
13	2	169	157	5	0	162	23
3	2	126	140	6	5	151	17
1	1	66	82	4	0	86	6
6	1	157	108	2	0	110	13
7	1	129	121	8	0	129	12

4	1	87	72	6	1	79	15
7	2	148	104	5	1	110	9
11	1	159	66	6	0	72	9
2	0	147	46	2	0	48	9
17	1	186	52	4	0	56	8
8	1	191	139	6	1	146	9
2	0	52	68	1	0	69	5
4	1	179	223	5	0	228	30
4	0	128	161	4	1	166	13
2	0	96	121	3	2	126	16
6	0	53	71	3	0	74	3
12	0	150	176	20	0	196	17
9	1	153	242	15	0	257	21
6	1	86	124	4	1	129	15
2	0	87	112	5	2	119	12
3	1	143	160	5	0	165	24
5	0	109	140	4	3	147	17
10	1	98	120	7	1	128	12
10	0	125	123	12	1	136	21
561	48	8,786	9,299	550	62	9,911	1,059

<i>Gary M. Pasqua (ABSENTEE)</i>	<i>Gary M. Pasqua (AFFIDAVIT)</i>	<i>Gary M. Pasqua</i>	<i>James L. Monroe (MACHINE)</i>	<i>James L. Monroe (ABSENTEE)</i>	<i>James L. Monroe (AFFIDAVIT)</i>	<i>James L. Monroe</i>	<i>Gary M. Pasqua (MACHINE)</i>
CON	CON	CON	WOR	WOR	WOR	WOR	IND
0	0	4	12	0	0	12	6
2	0	24	6	0	0	6	24
1	0	23	19	1	0	20	23
2	0	21	17	1	0	18	23
1	0	20	14	1	0	15	18
0	0	6	5	0	0	5	4
0	0	11	8	0	0	8	7
0	0	18	9	1	0	10	20
1	0	10	4	0	0	4	9
1	0	28	13	0	0	13	23
0	0	0	2	0	0	2	1
0	0	2	10	0	0	10	3
0	0	3	6	0	0	6	5
4	1	42	24	1	0	25	30
2	0	12	9	1	0	10	11
0	0	10	8	1	1	10	10
0	0	4	11	0	0	11	15
0	0	9	5	1	0	6	5
0	0	9	23	0	0	23	17
0	0	13	3	0	0	3	13
0	0	14	10	0	0	10	13
1	1	16	10	0	0	10	14
0	0	7	9	0	0	9	7

0	0	9	4	0	0	4	5
0	0	9	8	2	0	10	7
3	0	13	10	0	0	10	6
1	0	14	11	0	0	11	6
3	0	28	15	0	0	15	23
1	1	14	13	0	0	13	19
1	1	17	7	2	0	9	15
0	0	13	6	0	0	6	13
0	0	26	21	2	1	24	14
1	0	17	6	0	0	6	13
0	0	28	6	1	0	7	23
2	0	20	5	0	0	5	6
0	0	1	3	0	0	3	5
0	1	10	16	0	0	16	11
1	1	34	14	0	0	14	27
2	0	18	11	0	0	11	26
0	0	18	13	0	0	13	18
1	0	8	6	1	0	7	8
0	0	3	7	0	0	7	8
0	0	10	11	0	0	11	11
0	0	8	9	0	0	9	11
0	0	9	6	1	0	7	15
0	0	9	9	1	0	10	11
0	0	7	3	1	0	4	7
0	0	11	10	0	0	10	14
1	0	6	6	0	0	6	11
1	0	10	5	0	1	6	9
1	0	10	14	1	0	15	5
1	0	28	13	2	0	15	19
1	0	18	8	2	0	10	11
0	0	3	6	0	0	6	10
0	1	12	9	2	0	11	11
0	0	19	15	1	0	16	11
0	0	0	5	0	0	5	2
1	0	24	18	1	0	19	11
0	0	17	9	0	0	9	20
0	0	6	9	0	0	9	10
0	0	13	11	0	0	11	15
0	0	12	7	0	0	7	14

0	0	15	7	1	0	8	9
1	0	10	14	1	0	15	16
0	0	9	13	0	0	13	15
0	1	10	21	1	0	22	12
0	0	8	10	1	0	11	13
0	0	9	20	0	0	20	17
0	0	5	5	0	0	5	2
0	0	30	18	0	0	18	24
0	0	13	13	0	1	14	13
0	0	16	13	0	1	14	11
0	0	3	4	0	0	4	15
0	0	17	15	0	0	15	21
2	0	23	19	0	0	19	21
0	0	15	10	1	0	11	15
2	0	14	10	0	0	10	21
1	0	25	9	2	0	11	24
0	0	17	8	1	0	9	15
0	0	12	14	0	0	14	15
2	0	23	10	0	1	11	17
45	8	1,112	835	36	6	877	1,078

DISTRI
VOTE I

<i>Gary M. Pasqua (ABSENTEE)</i>	<i>Gary M. Pasqua (AFFIDAVIT)</i>	<i>Gary M. Pasqua</i>	<i>James L. Monroe Total</i>	<i>Gary M. Pasqua Total</i>	<i>WRITE IN (MACHINE)</i>	<i>WRITE IN (ABSENTEE)</i>	<i>WRITE IN (AFFIDAVIT)</i>	<i>WRITE IN</i>
IND	IND	IND						
0	0	6	98	89	0	0	0	0
1	0	25	170	203	0	0	0	0
2	0	25	272	144	0	0	0	0
2	0	25	208	212	0	0	0	0
2	1	21	193	148	0	0	0	0
0	0	4	25	39	0	0	0	0
1	0	8	90	111	0	0	0	0
0	0	20	186	130	0	0	0	0
0	0	9	67	62	0	0	0	0
2	0	25	183	216	0	0	0	0
0	0	1	11	35	0	0	0	0
1	0	4	40	44	0	0	0	0
0	0	5	56	61	0	0	0	0
2	0	32	275	366	0	0	0	0
0	0	11	94	137	0	0	0	0
0	0	10	67	94	0	0	0	0
0	0	15	50	120	0	0	0	0
0	0	5	90	106	0	0	0	0
0	0	17	185	201	0	0	0	0
0	1	14	49	92	0	0	0	0
0	0	13	103	166	0	0	0	0
1	0	15	129	165	0	0	0	0
0	0	7	88	120	0	0	0	0

1	0	6	57	94	1	0	0	1
0	0	7	63	131	0	0	0	0
0	0	6	97	183	1	0	0	1
1	0	7	99	116	0	0	0	0
0	0	23	122	226	0	0	0	0
0	1	20	121	189	0	0	0	0
0	0	15	83	230	0	0	0	0
1	0	14	67	179	0	0	0	0
1	1	16	117	256	0	0	0	0
0	0	13	106	123	0	0	0	0
1	0	24	134	162	0	0	0	0
0	1	7	83	114	0	0	0	0
0	0	5	50	68	0	0	0	0
2	0	13	82	124	0	0	0	0
1	0	28	162	261	0	0	0	0
1	0	27	252	268	3	0	0	3
1	0	19	140	169	0	0	0	0
0	0	8	152	124	1	0	0	1
3	0	11	69	69	0	0	0	0
2	0	13	142	118	1	0	0	1
0	0	11	128	129	0	0	0	0
0	0	15	114	124	0	0	0	0
2	0	13	88	126	0	0	0	0
0	0	7	46	101	0	0	0	0
1	0	15	100	206	0	0	0	0
0	0	11	118	105	0	0	0	0
0	0	9	111	127	0	0	0	0
0	0	5	155	102	0	0	0	0
1	0	20	100	266	0	0	0	0
0	0	11	98	180	0	0	0	0
0	1	11	57	130	0	0	0	0
2	1	14	91	187	1	0	0	1
0	0	11	146	269	0	0	0	0
0	0	2	61	25	0	0	0	0
0	0	11	188	197	0	0	0	0
5	1	26	135	194	0	0	0	0
0	0	10	75	102	0	0	0	0
0	0	15	168	138	1	0	0	1
0	0	14	136	155	0	0	0	0

1	0	10	95	104	0	0	0	0
1	0	17	163	137	0	0	0	0
1	0	16	172	97	2	0	0	2
0	0	12	169	70	0	0	0	0
0	0	13	197	77	1	1	0	2
0	0	17	211	172	0	0	0	0
0	0	2	57	76	0	0	0	0
2	0	26	197	284	0	0	0	0
0	0	13	142	192	0	0	0	0
1	2	14	110	156	0	0	0	0
2	0	17	57	94	0	0	0	0
2	0	23	165	236	0	0	0	0
0	0	21	172	301	0	0	0	0
0	0	15	97	159	0	0	0	0
0	1	22	97	155	0	0	0	0
1	0	25	154	215	1	0	0	1
1	0	16	118	180	0	0	0	0
0	0	15	112	155	0	0	0	0
1	0	18	136	177	0	0	0	0
53	11	1,142	9,663	12,165	13	1	0	14

**LECT ATTORNEY
FOR ONE**

<i>UNDER / OVER VOTES</i>	<i>TOTAL VOTES CAST</i>
14	187
26	373
12	416
25	420
16	341
1	64
4	201
15	316
5	129
11	399
10	46
7	84
4	117
27	641
9	231
0	161
21	170
6	196
38	386
68	141
38	269
14	294
8	208

9	152
8	194
24	281
4	215
29	348
14	310
14	313
10	246
9	373
9	229
9	296
9	197
3	118
10	206
13	423
16	523
16	309
13	277
8	138
13	261
16	257
20	238
9	214
9	147
11	306
9	223
7	238
6	257
15	366
5	278
8	187
31	279
46	415
7	86
4	385
2	329
21	177
10	307
9	291

4	199
8	300
9	271
4	239
15	276
7	383
4	133
42	481
8	334
12	266
7	151
26	401
27	473
15	256
11	252
10	370
10	298
12	267
13	313
1,108	21,842

**ST. LAWRENCE COUNTY
GENERAL ELECTION
November 7, 2017**

<i>DISTRICT</i>	<i>MACHINE TURNOUT</i>	<i>ABSENTEE TURNOUT</i>	<i>AFFIDAVIT</i>	<i>TOTAL TURNOUT</i>	<i>VOTER REGISTRATION</i>	<i>% TURNOUT</i>	<i>Kevin J. Crosby (MACHINE)</i>
							REP
Brasher 1	192	7	2	201	603	33%	80
Brasher 2	370	28	1	399	776	51%	167
Canton 1	400	26	2	428	795	54%	175
Canton 2	407	35	3	445	884	50%	200
Canton 3	312	42	3	357	658	54%	130
Canton 4	62	2	1	65	167	39%	41
Canton 5	196	9	0	205	447	46%	105
Canton 6	310	18	3	331	728	45%	158
Canton 7	122	12	0	134	314	43%	64
Canton 8	382	27	1	410	957	43%	190
Clare 1	56	0	0	56	72	78%	33
Clifton 1	84	5	2	91	234	39%	56
Clifton 2	110	11	0	121	192	63%	63
Colton 1	601	62	5	668	1103	61%	299
DeKalb 1	221	18	1	240	658	36%	122
DeKalb 2	155	5	1	161	487	33%	86
DePeyster 1	184	7	0	191	353	54%	116
Edwards 1	191	10	1	202	625	32%	118
Fine 1	391	30	3	424	854	50%	212
Fowler 1	199	9	1	209	581	36%	72
Fowler 2	291	16	0	307	761	40%	173
Gouverneur 1	286	20	2	308	846	36%	181
Gouverneur 2	202	12	2	216	861	25%	125

Gouverneur 3	152	8	1	161	495	33%	86
Gouverneur 4	192	10	0	202	618	33%	124
Hammond 1	280	25	0	305	817	37%	203
Hermon 1	208	10	1	219	653	34%	111
Hopkinton 1	361	14	2	377	659	57%	149
Lawrence 1	310	11	3	324	930	35%	149
Lisbon 1	311	14	2	327	837	39%	223
Lisbon 2	242	14	0	256	726	35%	180
Lisbon 3	351	28	3	382	788	48%	219
Louisville 1	218	19	1	238	634	38%	106
Louisville 2	284	18	3	305	661	46%	126
Louisville 3	192	12	2	206	480	43%	83
Louisville 4	112	8	1	121	313	39%	62
Macomb 1	203	11	2	216	525	41%	134
Madrid 1	409	23	4	436	995	44%	225
Massena 1	499	37	3	539	1135	47%	249
Massena 2	310	14	1	325	961	34%	166
Massena 3	270	19	1	290	868	33%	116
Massena 4	136	9	1	146	463	32%	58
Massena 5	246	26	2	274	934	29%	121
Massena 6	257	15	1	273	858	32%	143
Massena 7	246	12	0	258	737	35%	100
Massena 8	208	15	0	223	620	36%	128
Morristown 1	145	9	2	156	477	33%	107
Morristown 2	286	29	2	317	686	46%	231
Norfolk 1	218	11	3	232	764	30%	93
Norfolk 2	224	18	3	245	954	26%	115
Norfolk 3	242	20	1	263	805	33%	116
Oswegatchie 1	354	27	0	381	1126	34%	242
Oswegatchie 2	263	19	1	283	948	30%	192
Oswegatchie 3	182	11	2	195	434	45%	145
Parishville 1	283	23	4	310	516	60%	125
Parishville 2	414	40	7	461	811	57%	178
Piercefield 1	87	5	1	93	189	49%	42
Pierrepoint 1	367	20	2	389	987	39%	195
Pierrepoint 2	308	15	8	331	764	43%	165
Pitcairn 1	190	7	1	198	478	41%	96
Potsdam 1	307	9	1	317	807	39%	132
Potsdam 2	281	17	2	300	761	39%	121

Potsdam 3	189	12	2	203	649	31%	88
Potsdam 4	290	15	3	308	930	33%	129
Potsdam 5	260	19	1	280	801	35%	118
Potsdam 6	237	5	1	243	899	27%	86
Potsdam 7	266	24	1	291	705	41%	93
Potsdam 8	374	14	2	390	949	41%	179
Rossie 1	134	3	0	137	396	35%	88
Russell 1	511	11	1	523	1131	46%	237
Stockholm 1	332	8	2	342	887	39%	172
Stockholm 2	265	8	5	278	771	36%	138
Stockholm 3	147	11	0	158	464	34%	87
Waddington 1	391	36	0	427	672	64%	217
Waddington 2	471	28	1	500	873	57%	277
Ogdensburg 1	256	11	4	271	808	34%	157
Ogdensburg 2	250	10	3	263	916	29%	134
Ogdensburg 3	366	13	1	380	1022	37%	185
Ogdensburg 4	294	11	3	308	906	34%	181
Ogdensburg 5	257	20	2	279	864	32%	151
Ogdensburg 6	297	26	3	326	854	38%	177
TOTAL	21459	1348	143	22,950	57,667	40%	11,416

<i>Kevin J. Crosby (ABSENTEE)</i>	<i>Kevin J. Crosby (AFFIDAVIT)</i>	<i>Kevin J. Crosby</i>	<i>June H. Wood (MACHINE)</i>	<i>June H. Wood (ABSENTEE)</i>	<i>June H. Wood (AFFIDAVIT)</i>	<i>June H. Wood</i>	<i>Kevin J. Crosby (MACHINE)</i>
REP	REP	REP	REP	REP	REP	REP	CON
5	2	87	104	4	2	110	27
17	1	185	216	20	1	237	31
14	2	191	176	14	2	192	37
18	2	220	211	16	2	229	45
27	2	159	141	27	2	170	42
2	0	43	38	2	0	40	7
6	0	111	107	5	0	112	20
7	2	167	155	7	2	164	51
5	0	69	61	6	0	67	18
15	0	205	182	16	0	198	43
0	0	33	30	0	0	30	2
2	1	59	52	2	2	56	6
10	0	73	68	10	0	78	16
35	3	337	363	36	3	402	61
11	0	133	122	10	0	132	28
4	1	91	79	5	0	84	23
5	0	121	70	5	0	75	20
8	1	127	116	7	0	123	20
19	2	233	204	18	2	224	37
6	1	79	64	7	1	72	32
7	0	180	160	6	0	166	26
17	0	198	170	12	0	182	27
6	1	132	119	6	1	126	27

6	1	93	86	3	1	90	17
8	0	132	123	7	0	130	21
14	0	217	163	11	0	174	26
7	1	119	104	5	1	110	32
7	0	156	245	7	1	253	45
5	1	155	204	8	2	214	42
9	2	234	171	9	0	180	22
12	0	192	141	11	0	152	25
22	1	242	200	18	1	219	45
6	1	113	102	5	1	108	38
7	1	134	130	6	3	139	52
6	1	90	92	7	1	100	27
6	1	69	62	5	1	68	14
8	0	142	93	6	0	99	30
15	2	242	222	16	3	241	59
23	1	273	254	23	0	277	52
5	0	171	167	6	0	173	35
9	0	125	129	10	1	140	28
4	0	62	59	4	0	63	22
14	2	137	122	17	2	141	33
9	1	153	160	8	0	168	30
2	0	102	120	5	0	125	24
5	0	133	120	10	0	130	19
4	1	112	71	3	0	74	14
25	2	258	157	25	0	182	23
6	1	100	114	6	2	122	28
10	2	127	123	10	2	135	34
9	0	125	135	10	0	145	20
20	0	262	197	17	0	214	57
14	1	207	131	13	1	145	37
8	1	154	104	9	1	114	15
13	1	139	210	16	0	226	16
17	1	196	309	27	4	340	28
3	1	46	41	1	0	42	7
10	0	205	213	11	0	224	44
12	3	180	183	12	3	198	32
4	0	100	88	3	0	91	22
5	1	138	156	6	0	162	28
12	1	134	138	12	2	152	25

7	2	97	95	8	1	104	17
5	2	136	165	8	1	174	28
9	1	128	129	11	1	141	19
2	0	88	110	3	0	113	22
9	0	102	110	10	1	121	17
9	1	189	203	8	2	213	54
1	0	89	67	1	0	68	9
8	1	246	258	8	0	266	63
4	1	177	213	4	1	218	31
5	2	145	172	4	1	177	33
4	0	91	94	2	0	96	17
20	0	237	209	21	0	230	37
18	1	296	264	19	1	284	31
6	2	165	114	6	2	122	33
6	0	140	83	3	1	87	50
9	1	195	159	8	1	168	58
9	3	193	110	8	3	121	41
12	2	165	117	7	1	125	32
13	2	192	118	15	0	133	44
783	74	12,273	11,437	783	70	12,290	2,450

<i>Kevin J. Crosby (ABSENTEE)</i>	<i>Kevin J. Crosby (AFFIDAVIT)</i>	<i>Kevin J. Crosby</i>	<i>June H. Wood (MACHINE)</i>	<i>June H. Wood (ABSENTEE)</i>	<i>June H. Wood (AFFIDAVIT)</i>	<i>June H. Wood</i>	<i>Kevin J. Crosby</i>
CON	CON	CON	CON	CON	CON	CON	
0	0	27	37	1	0	38	125
4	0	35	50	4	0	54	239
3	0	40	39	3	0	42	233
4	0	49	48	3	0	51	271
3	0	45	42	5	0	47	206
0	0	7	8	0	0	8	51
2	0	22	28	3	0	31	142
2	0	53	43	3	0	46	213
3	0	21	19	3	0	22	91
2	0	45	49	2	0	51	256
0	0	2	2	0	0	2	35
2	0	8	6	3	0	9	68
0	0	16	18	0	0	18	91
12	1	74	69	10	1	80	417
3	1	32	34	2	1	37	170
0	1	24	20	0	0	20	111
0	0	20	15	0	0	15	136
0	0	20	27	0	1	28	155
2	0	39	48	2	0	50	283
0	0	32	26	0	0	26	105
0	0	26	38	1	0	39	219
1	2	30	31	2	2	35	233
1	1	29	26	3	0	29	161

1	0	18	16	3	0	19	112
1	0	22	19	1	0	20	152
4	0	30	22	5	0	27	244
2	0	34	38	2	0	40	159
6	0	51	60	6	1	67	223
3	0	45	49	0	1	50	205
3	0	25	21	4	0	25	259
1	0	26	22	1	0	23	215
0	1	46	39	1	1	41	283
8	0	46	42	6	0	48	161
5	1	58	57	5	0	62	196
1	0	28	32	1	1	34	124
1	0	15	16	2	0	18	87
0	2	32	27	0	2	29	171
1	2	62	61	1	1	63	305
4	0	56	58	3	0	61	334
2	0	37	46	1	0	47	218
1	0	29	34	0	1	35	160
1	0	23	20	2	0	22	84
1	0	34	43	1	0	44	181
1	0	31	35	2	0	37	190
1	0	25	21	1	0	22	124
3	0	22	27	3	0	30	163
2	1	17	10	2	1	13	125
0	0	23	19	0	0	19	277
3	0	31	29	2	0	31	131
5	0	39	37	3	0	40	167
3	0	23	29	2	0	31	156
0	0	57	48	2	0	50	312
3	0	40	36	4	0	40	247
0	0	15	16	0	0	16	170
0	1	17	25	2	3	30	169
2	0	30	42	2	0	44	240
0	0	7	11	0	0	11	57
2	1	47	46	5	0	51	256
2	1	35	35	2	0	37	217
1	0	23	20	1	0	21	121
0	0	28	32	0	0	32	170
0	0	25	23	1	0	24	158

2	0	19	24	1	0	25	122
1	0	29	32	1	0	33	169
0	0	19	23	0	0	23	151
0	1	23	28	1	1	30	118
0	0	17	26	0	0	26	128
1	0	55	56	2	0	58	247
0	0	9	10	0	0	10	99
1	0	64	60	0	0	60	306
3	0	34	38	3	0	41	218
2	1	36	50	1	3	54	199
0	0	17	25	4	0	29	120
6	0	43	48	7	0	55	292
2	0	33	41	4	0	45	341
1	0	34	28	1	0	29	194
4	1	55	35	4	1	40	180
2	0	60	47	1	0	48	243
1	0	42	38	1	0	39	232
3	0	35	27	2	1	30	195
4	1	49	37	3	0	40	232
151	20	2,621	2,659	165	23	2,847	15,120

**COUNTY CORONER
VOTE FOR TWO**

<i>TOTAL</i>	<i>June H. Wood TOTAL</i>	<i>WRITE IN (MACHINE)</i>	<i>WRITE IN (ABSENTEE)</i>	<i>WRITE IN (AFFIDAVIT)</i>	<i>WRITE IN</i>	<i>UNDER / OVER VOTES</i>	<i>TOTAL VOTES CAST</i>
148	0	0	0	0	0	129	273
291	0	0	0	0	0	268	530
234	5	0	0	0	5	384	472
280	0	0	0	0	0	339	551
217	1	0	0	0	1	290	424
48	0	0	0	0	0	31	99
143	0	0	0	0	0	125	285
210	0	0	0	0	0	239	423
89	0	0	0	0	0	88	180
249	1	0	0	0	1	314	506
32	0	0	0	0	0	45	67
65	0	0	0	0	0	49	133
96	0	0	0	0	0	55	187
482	0	0	0	0	0	437	899
169	0	0	0	0	0	141	339
104	2	0	0	0	2	105	217
90	0	0	0	0	0	156	226
151	0	0	0	0	0	98	306
274	0	0	0	0	0	291	557
98	1	0	0	0	1	214	204
205	0	0	0	0	0	190	424
217	2	0	0	0	2	164	452
155	0	0	0	0	0	116	316

109	0	0	0	0	101	221
150	0	0	0	0	102	302
201	4	0	0	4	161	449
150	0	0	0	0	129	309
320	0	0	0	0	211	543
264	0	0	0	0	179	469
205	0	0	0	0	190	464
175	0	0	0	0	122	390
260	2	0	0	2	219	545
156	0	0	0	0	159	317
201	0	0	0	0	213	397
134	0	0	0	0	154	258
86	0	0	0	0	69	173
128	0	0	0	0	133	299
304	0	0	0	0	263	609
338	2	0	0	2	404	674
220	0	0	0	0	212	438
175	2	0	0	2	243	337
85	0	0	0	0	123	169
185	0	0	0	0	182	366
205	0	0	0	0	151	395
147	0	4	0	4	241	275
160	0	0	0	0	123	323
87	0	0	0	0	100	212
201	0	0	0	0	156	478
153	1	0	0	1	179	285
175	0	0	0	0	148	342
176	0	0	0	0	194	332
264	0	0	0	0	186	576
185	0	2	0	2	132	434
130	0	0	0	0	90	300
256	4	0	0	4	191	429
384	0	0	0	0	298	624
53	0	0	0	0	76	110
275	0	0	0	0	247	531
235	0	0	0	0	210	452
112	0	0	0	0	163	233
194	6	0	0	6	264	370
176	0	0	0	0	266	334

129	0	0	0	0	155	251
207	0	0	0	0	240	376
164	0	0	0	0	245	315
143	2	0	0	2	223	263
147	0	0	0	0	307	275
271	0	0	0	0	262	518
78	0	0	0	0	97	177
326	0	0	0	0	414	632
259	0	0	0	0	207	477
231	0	0	0	0	126	430
125	0	0	0	0	71	245
285	1	0	0	1	276	578
329	0	0	0	0	330	670
151	0	0	0	0	197	345
127	0	0	0	0	219	307
216	0	0	0	0	301	459
160	2	0	0	2	222	394
155	0	2	0	2	206	352
173	0	1	0	1	246	406
15,137	38	9	0	47	15,596	30,304

**ST. LAWRENCE COUNTY
GENERAL ELECTION
November 7, 2017**

<i>DISTRICT</i>	<i>MACHINE TURNOUT</i>	<i>ABSENTEE TURNOUT</i>	<i>AFFIDAVIT</i>	<i>TOTAL TURNOUT</i>	<i>VOTER REGISTRATION</i>	<i>% TURNOUT</i>	<i>Henry J. Leader (MACHINE)</i>
							REP
DePeyster 1	184	7	0	191	353	54%	106
Gouverneur 1	286	20	2	308	846	36%	233
Gouverneur 2	202	12	2	216	861	25%	164
Gouverneur 3	152	8	1	161	495	33%	121
Gouverneur 4	192	10	0	202	618	33%	155
TOTAL	1,016	57	5	1,078	3,173	34%	779

**County Legislator
District 5
1 YEAR UNEXPIRED TERM**

<i>(MACHINE)</i>	<i>Henry J. Leader (ABSENTEE)</i>	<i>Henry J. Leader (AFFIDAVIT)</i>	<i>Henry J. Leader</i>	<i>WRITE IN (MACHINE)</i>	<i>WRITE IN (ABSENTEE)</i>	<i>WRITE IN (AFFIDAVIT)</i>	<i>WRITE IN</i>	<i>UNDER / OVER VOTES</i>	<i>TOTAL VOTES CAST</i>
REP	REP	REP							
6	0	112	0	0	0	0	0	79	112
18	2	253	0	0	0	0	0	55	253
9	2	175	0	0	0	0	0	41	175
7	1	129	0	0	0	0	0	32	129
8	0	163	0	0	0	0	0	39	163
48	5	832	0	0	0	0	0	246	832

**ST. LAWRENCE COUNTY
GENERAL ELECTION
November 7, 2017**

<i>DISTRICT</i>	<i>MACHINE TURNOUT</i>	<i>ABSENTEE TURNOUT</i>	<i>AFFIDAVIT</i>	<i>TOTAL TURNOUT</i>	<i>VOTER REGISTRATION</i>	<i>% TURNOUT</i>	<i>Mark A. Peets (MAYOR)</i>
							DEM
Brasher 1	192	7	2	201	603	33%	138
Brasher 2	370	28	1	399	776	51%	258
TOTAL	562	35	3	600	1,379	44%	396

**BRASHE
VOTE FC**

<i>(MACHINE)</i>	<i>Mark A. Peets (ABSENTEE)</i>	<i>Mark A. Peets (AFFIDAVIT)</i>	<i>Mark A. Peets</i>	<i>Mark A. Peets (MACHINE)</i>	<i>Mark A. Peets (ABSENTEE)</i>	<i>Mark A. Peets (AFFIDAVIT)</i>	<i>Mark A. Peets</i>	<i>Mark A. Peets TOTAL</i>
DEM	DEM	DEM	BLK	BLK	BLK	BLK		
4	1	143	12	0	0	12		155
22	0	280	16	2	0	18		298
26	1	423	28	2	0	30		453

R SUPERVISOR
OR ONE

	PROVIAL	WRITE IN (MACHINE)	WRITE IN (ABSENTEE)	WRITE IN (AFFIDAVIT)	WRITE IN	UNDER / OVER VOTES	TOTAL VOTES CAST
	1	0	0	1	45	156	
	1	0	0	1	100	299	
	2	0	0	2	145	455	

**ST. LAWRENCE COUNTY
GENERAL ELECTION
November 7, 2017**

<i>DISTRICT</i>	<i>MACHINE TURNOUT</i>	<i>ABSENTEE TURNOUT</i>	<i>AFFIDAVIT</i>	<i>TOTAL TURNOUT</i>	<i>VOTER REGISTRATION</i>	<i>% TURNOUT</i>	<i>Bethany St. Hilaire (MACHINE)</i>
							DEM
Brasher 1	192	7	2	201	603	33%	89
Brasher 2	370	28	1	399	776	51%	203
TOTAL	562	35	3	600	1,379	44%	292

<i>Bethany St. Hilaire (ABSENTEE)</i>	<i>Bethany St. Hilaire (AFFIDAVIT)</i>	<i>Bethany St. Hilaire</i>	<i>Michelle A. Crump (MACHINE)</i>	<i>Michelle A. Crump (ABSENTEE)</i>	<i>Michelle A. Crump (AFFIDAVIT)</i>	<i>Michelle A. Crump</i>	<i>Bethany St. Hilaire (MACHINE)</i>
DEM	DEM	DEM	REP	REP	REP	REP	BLK
4	0	93	67	1	2	70	5
17	1	221	110	8	0	118	10
21	1	314	177	9	2	188	15

	<i>Bethany St. Hilaire (ABSENTEE)</i>	<i>Bethany St. Hilaire (AFFIDAVIT)</i>	<i>Bethany St. Hilaire</i>	<i>Becky S. Clark (MACHINE)</i>	<i>Becky S. Clark (ABSENTEE)</i>	<i>Becky S. Clark (AFFIDAVIT)</i>	<i>Becky S. Clark</i>	<i>Michelle A. Crump (MACHINE)</i>
	BLK	BLK	BLK	BLK	BLK	BLK	BLK	BLK
1		0	6	19	0	0	19	4
2		0	12	35	1	0	36	3
3		0	18	54	1	0	55	7

<i>(MACHINE)</i>	<i>Michelle A. Crump (ABSENTEE)</i>	<i>Michelle A. Crump (AFFIDAVIT)</i>	<i>Michelle A. Crump</i>	<i>Bethany St. Hilaire TOTAL</i>	<i>Michelle A. Crump TOTAL</i>	<i>WRITE IN (MACHINE)</i>	<i>WRITE IN (ABSENTEE)</i>	<i>WRITE IN (AFFIDAVIT)</i>	<i>WRITE IN</i>	<i>UNDER / OVER</i>
BLK	BLK	BLK								
0	0	4	99	74	0	0	0	0	0	9
0	0	3	233	121	0	0	0	0	0	9
0	0	7	332	195	0	0	0	0	0	18

OWN CLERK
ONE

OVER VOTES
TOTAL VOTES CAST

192
390
582

—

**ST. LAWRENCE COUNTY
GENERAL ELECTION
November 7, 2017**

<i>DISTRICT</i>	<i>MACHINE TURNOUT</i>	<i>ABSENTEE TURNOUT</i>	<i>AFFIDAVIT</i>	<i>TOTAL TURNOUT</i>	<i>VOTER REGISTRATION</i>	<i>% TURNOUT</i>	<i>Larry Hewlett (MAYOR)</i>
							DEM
Brasher 1	192	7	2	201	603	33%	136
Brasher 2	370	28	1	399	776	51%	249
TOTAL	562	35	3	600	1,379	44%	385

<i>(MACHINE)</i>	<i>Larry Hewlett (ABSENTEE)</i>	<i>Larry Hewlett (AFFIDAVIT)</i>	<i>Larry Hewlett</i>	<i>Larry Hewlett (MACHINE)</i>	<i>Larry Hewlett (ABSENTEE)</i>	<i>Larry Hewlett (AFFIDAVIT)</i>	<i>Larry Hewlett</i>	<i>Larry Hewlett TOTAL</i>
DEM	DEM	DEM	BLK	BLK	BLK	BLK		
4	1	141	13	0	0	13		154
22	1	272	24	4	0	28		300
26	2	413	37	4	0	41		454

**R SUPERINTENDENT OF HIGHWAYS
OR ONE**

TOTAL	WRITE IN (MACHINE)	WRITE IN (ABSENTEE)	WRITE IN (AFFIDAVIT)	WRITE IN	UNDER / OVER VOTES	TOTAL VOTES CAST
4	0	0	4	43	158	
2	0	0	2	97	302	
6	0	0	6	140	460	

**ST. LAWRENCE COUNTY
GENERAL ELECTION
November 7, 2017**

<i>DISTRICT</i>	<i>MACHINE TURNOUT</i>	<i>ABSENTEE TURNOUT</i>	<i>AFFIDAVIT</i>	<i>TOTAL TURNOUT</i>	<i>VOTER REGISTRATION</i>	<i>% TURNOUT</i>	<i>Jeremiah Mahoney (MACHINE)</i>
							DEM
Brasher 1	192	7	2	201	603	33%	147
Brasher 2	370	28	1	399	776	51%	252
TOTAL	562	35	3	600	1,379	44%	399

<i>Jeremiah Mahoney (ABSENTEE)</i>	<i>Jeremiah Mahoney (AFFIDAVIT)</i>	<i>Jeremiah Mahoney</i>	<i>Jeremiah Mahoney (MACHINE)</i>	<i>Jeremiah Mahoney (ABSENTEE)</i>	<i>Jeremiah Mahoney (AFFIDAVIT)</i>	<i>Jeremiah Mahoney</i>	<i>Jeremiah Mahoney TOTAL</i>	<i>WRITE IN</i>
DEM	DEM	DEM	BLK	BLK	BLK	BLK		
4	1	152	16	0	0	16	168	1
23	1	276	21	3	0	24	300	1
27	2	428	37	3	0	40	468	2

**BRASHER TOWN JUSTICE
VOTE FOR ONE**

BY (MACHINE)	WRITE IN (ABSENTEE)	WRITE IN (AFFIDAVIT)	WRITE IN	UNDER / OVER VOTES	TOTAL VOTES CAST
0	0	1	32	169	
0	0	1	98	301	
0	0	2	130	470	

**ST. LAWRENCE COUNTY
GENERAL ELECTION
November 7, 2017**

<i>DISTRICT</i>	<i>MACHINE TURNOUT</i>	<i>ABSENTEE TURNOUT</i>	<i>AFFIDAVIT</i>	<i>TOTAL TURNOUT</i>	<i>VOTER REGISTRATION</i>	<i>% TURNOUT</i>	<i>Catherine Quinell Henry (MACHINE)</i>	<i>Catherine Quinell Henry (ABSENTEE)</i>	<i>Catherine Quinell Henry (AFFIDAVIT)</i>
							DEM	DEM	DEM
Brasher 1	192	7	2	201	603	33%	91	4	0
Brasher 2	370	28	1	399	776	51%	137	13	0
TOTAL	562	35	3	600	1,379	44%	228	17	0

<i>Quinnell Henry (AFFIDAVIT)</i>	<i>Catherine Quinnell Henry</i>	<i>Sueanne Hourihan (MACHINE)</i>	<i>Sueanne Hourihan (ABSENTEE)</i>	<i>Sueanne Hourihan (AFFIDAVIT)</i>	<i>Sueanne Hourihan</i>	<i>Christopher W. Rose (MACHINE)</i>	<i>Christopher W. Rose (ABSENTEE)</i>	<i>Christopher W. Rose (AFFIDAVIT)</i>	<i>Christopher W. Rose</i>	<i>Gordon J. Compeau (MACHINE)</i>	<i>Gordon J. Compeau (ABSENTEE)</i>
DEM	DEM	DEM	DEM	DEM	REP	REP	REP	REP	REP	REP	REP
95	89	4	2	95	77	3	2	82	64	3	
150	168	16	1	185	195	13	1	209	143	10	
245	257	20	3	280	272	16	3	291	207	13	

Compeau (ABSENTEE)	REP	0	BLK	0	BLK	0	BLK	0	BLK	0	BLK	0
Gordon J. Compeau(AFFIDAVIT)	REP	67	BLK	5	BLK	0	BLK	5	BLK	8	BLK	6
Gordon J. Compeau	BLK	153	BLK	6	BLK	1	BLK	7	BLK	9	BLK	8
Catherine Quinell Henry (MACHINE)	BLK	220	BLK	11	BLK	1	BLK	12	BLK	17	BLK	14
Catherine Quinell Henry (ABSENTEE)	BLK		BLK	0	BLK	0	BLK	0	BLK	0	BLK	0
Catherine Quinell Henry (AFFIDAVIT)	BLK		BLK	0	BLK	0	BLK	0	BLK	0	BLK	0
Catherine Quinell Henry	BLK		BLK	0	BLK	0	BLK	0	BLK	0	BLK	0
Sueanne Hourihan (MACHINE)	BLK		BLK	0	BLK	0	BLK	0	BLK	0	BLK	0
Sueanne Hourihan (ABSENTEE)	BLK		BLK	0	BLK	0	BLK	0	BLK	0	BLK	0
Sueanne Hourihan (AFFIDAVIT)	BLK		BLK	0	BLK	0	BLK	0	BLK	0	BLK	0
Sueanne Hourihan	BLK		BLK	0	BLK	0	BLK	0	BLK	0	BLK	0
Christopher W. Rose (MACHINE)	BLK		BLK	0	BLK	0	BLK	0	BLK	0	BLK	0
Christopher W. Rose (ABSENTEE)	BLK		BLK	0	BLK	0	BLK	0	BLK	0	BLK	0

Christopher W. Rose (ABSENTEE)										
BLK	BLK	BLK	BLK	BLK	BLK					
0	6	4	0	0	4	100	103	88	71	0
0	8	10	1	0	11	157	194	217	164	0
0	14	14	1	0	15	257	297	305	235	0
Christopher W. Rose (AFFIDAVIT)										
Christopher W. Rose										
Gordon J. Compeau (MACHINE)										
Gordon J. Compeau (ABSENTEE)										
Gordon J. Compeau(AFFIDAVIT)										
Gordon J. Compeau										
Catherine Quinell Henry TOTAL										
Sueanne Hourihan TOTAL										
Christopher W. Rose TOTAL										
Gordon J. Compeau TOTAL										
WRITE IN										

**BRASHER COUNCILMAN
VOTE FOR TWO**

BY (MACHINE)	WRITE IN (ABSENTEE)	WRITE IN (AFFIDAVIT)	WRITE IN	UNDER / OVER VOTES	TOTAL VOTES CAST
0	0	0	40	362	
0	0	0	66	732	
0	0	0	106	1,094	

**ST. LAWRENCE COUNTY
GENERAL ELECTION
November 7, 2017**

<i>DISTRICT</i>	<i>MACHINE TURNOUT</i>	<i>ABSENTEE TURNOUT</i>	<i>AFFIDAVIT</i>	<i>TOTAL TURNOUT</i>	<i>VOTER REGISTRATION</i>	<i>% TURNOUT</i>	<i>Mary Ann Ashley (MACHINE)</i>
							DEM
Canton 1	400	26	2	428	795	54%	320
Canton 2	407	35	3	445	884	50%	265
Canton 3	312	42	3	357	658	54%	223
Canton 4	62	2	1	65	167	39%	36
Canton 5	196	9	0	205	447	46%	129
Canton 6	310	18	3	331	728	45%	198
Canton 7	122	12	0	134	314	43%	78
Canton 8	382	27	1	410	957	43%	268
TOTAL	2,191	171	13	2,375	4,950	48%	1,517

<i>Mary Ann Ashley (ABSENTEE)</i>	<i>Mary Ann Ashley (AFFIDAVIT)</i>	<i>Mary Ann Ashley</i>	<i>David T. Button (MACHINE)</i>	<i>David T. Button (ABSENTEE)</i>	<i>David T. Button (AFFIDAVIT)</i>	<i>David T. Button</i>	<i>David T. Button (MACHINE)</i>
DEM	DEM	DEM	REP	REP	REP	REP	CON
22	2	344	36	2	0	38	14
22	2	289	82	8	1	91	26
25	3	251	56	11	0	67	15
2	0	38	18	0	0	18	3
7	0	136	49	1	0	50	8
11	3	212	66	5	0	71	22
8	0	86	31	3	0	34	9
17	0	285	64	8	0	72	19
114	10	1,641	402	38	1	441	116

<i>David T. Button (ABSENTEE)</i>	<i>David T. Button (AFFIDAVIT)</i>	<i>David T. Button</i>	<i>Mary Ann Ashley (MACHINE)</i>	<i>Mary Ann Ashley (ABSENTEE)</i>	<i>Mary Ann Ashley (AFFIDAVIT)</i>	<i>Mary Ann Ashley</i>	<i>Mary Ann Ashley</i>
CON	CON	CON	BLK	BLK	BLK	BLK	
0	0	14	16	1	0	17	361
2	0	28	18	1	0	19	308
1	0	16	10	1	0	11	262
0	1	4	3	0	0	3	41
1	0	9	4	0	0	4	140
0	0	22	15	2	0	17	229
1	0	10	0	0	0	0	86
1	0	20	17	0	0	17	302
6	1	123	83	5	0	88	1,729

**CANTON TOWN SUPERVISOR
VOTE FOR ONE**

<i>David T. Button TOTAL</i>	<i>WRITE IN (MACHINE)</i>	<i>WRITE IN (ABSENTEE)</i>	<i>WRITE IN (AFFIDAVIT)</i>	<i>WRITE IN</i>	<i>UNDER / OVER VOTES</i>	<i>TOTAL VOTES CAST</i>
52	0	0	0	0	15	413
119	0	0	0	0	18	427
83	0	0	0	0	12	345
22	0	0	0	0	2	63
59	0	0	0	0	6	199
93	0	0	0	0	9	322
44	0	0	0	0	4	130
92	1	0	0	1	15	395
564	1	0	0	1	81	2,294

**ST. LAWRENCE COUNTY
GENERAL ELECTION
November 7, 2017**

<i>DISTRICT</i>	<i>MACHINE TURNOUT</i>	<i>ABSENTEE TURNOUT</i>	<i>AFFIDAVIT</i>	<i>TOTAL TURNOUT</i>	<i>VOTER REGISTRATION</i>	<i>% TURNOUT</i>	<i>Lisa A. Hammond (MACHINE)</i>
							DEM
Canton 1	400	26	2	428	795	54%	275
Canton 2	407	35	3	445	884	50%	199
Canton 3	312	42	3	357	658	54%	199
Canton 4	62	2	1	65	167	39%	29
Canton 5	196	9	0	205	447	46%	95
Canton 6	310	18	3	331	728	45%	173
Canton 7	122	12	0	134	314	43%	63
Canton 8	382	27	1	410	957	43%	186
TOTAL	2,191	171	13	2,375	4,950	48%	1,219

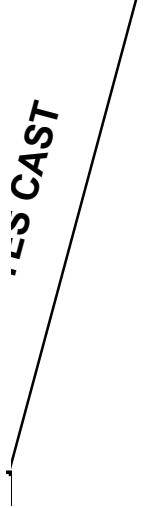
<i>Lisa A. Hammond (ABSENTEE)</i>	<i>Lisa A. Hammond (AFFIDAVIT)</i>	<i>Lisa A. Hammond</i>	<i>Lisa A. Hammond (MACHINE)</i>	<i>Lisa A. Hammond (ABSENTEE)</i>	<i>Lisa A. Hammond (AFFIDAVIT)</i>	<i>Lisa A. Hammond</i>	<i>Lisa A. Hammond (MACHINE)</i>
DEM	DEM	DEM	REP	REP	REP	REP	CON
14	1	290	62	9	1	72	22
12	1	212	141	19	2	162	34
26	1	226	60	12	0	72	18
2	0	31	29	0	0	29	4
5	0	100	74	3	0	77	16
10	2	185	82	5	0	87	31
8	0	71	39	2	0	41	15
14	0	200	117	12	0	129	28
91	5	1,315	604	62	3	669	168

**CANTON TOWN CLERK
VOTE FOR ONE**

<i>Lisa A. Hammond (ABSENTEE)</i>	<i>Lisa A. Hammond (AFFIDAVIT)</i>	<i>Lisa A. Hammond</i>	<i>Lisa A. Hammond TOTAL</i>	<i>WRITE IN (MACHINE)</i>	<i>WRITE IN (ABSENTEE)</i>	<i>WRITE IN (AFFIDAVIT)</i>	<i>WRITE IN</i>	<i>UNDER / OVER VOTES</i>	<i>TOTAL VOTES</i>
CON	CON	CON							
1	0	23	385	0	0	0	0	43	385
1	0	35	409	0	0	0	0	36	409
0	0	18	316	0	0	0	0	41	316
0	1	5	65	0	0	0	0	0	65
0	0	16	193	1	0	0	1	11	194
0	0	31	303	0	0	0	0	28	303
1	0	16	128	0	0	0	0	6	128
0	0	28	357	0	0	0	0	53	357
3	1	172	2,156	1	0	0	1	218	2,157

ERK

LES CAST



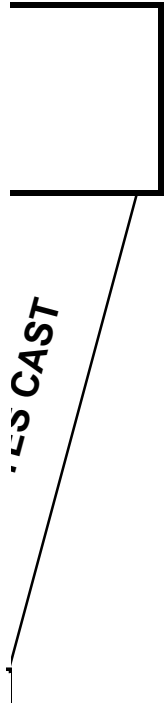
**ST. LAWRENCE COUNTY
GENERAL ELECTION
November 7, 2017**

<i>DISTRICT</i>	<i>MACHINE TURNOUT</i>	<i>ABSENTEE TURNOUT</i>	<i>AFFIDAVIT</i>	<i>TOTAL TURNOUT</i>	<i>VOTER REGISTRATION</i>	<i>% TURNOUT</i>	<i>Terry L. Billings (MACHINE)</i>
							DEM
Canton 1	400	26	2	428	795	54%	266
Canton 2	407	35	3	445	884	50%	177
Canton 3	312	42	3	357	658	54%	192
Canton 4	62	2	1	65	167	39%	31
Canton 5	196	9	0	205	447	46%	84
Canton 6	310	18	3	331	728	45%	164
Canton 7	122	12	0	134	314	43%	56
Canton 8	382	27	1	410	957	43%	165
TOTAL	2,191	61	5	2,257	4,950	46%	1,135

<i>Terry L. Billings (ABSENTEE)</i>	<i>Terry L. Billings (AFFIDAVIT)</i>	<i>Terry L. Billings</i>	<i>Terry L. Billings (MACHINE)</i>	<i>Terry L. Billings (ABSENTEE)</i>	<i>Terry L. Billings (AFFIDAVIT)</i>	<i>Terry L. Billings</i>	<i>Terry L. Billings (MACHINE)</i>
DEM	DEM	DEM	REP	REP	REP	REP	CON
14	1	281	57	9	0	66	21
13	0	190	124	16	1	141	30
25	1	218	59	12	0	71	20
2	0	33	25	0	0	25	4
6	0	90	61	3	0	64	16
9	3	176	84	5	0	89	26
8	0	64	36	1	0	37	13
12	0	177	92	8	0	100	24
89	5	1,229	538	54	1	593	154

**CANTON SUPERINTENDENT OF HIGHWAYS
VOTE FOR ONE**

<i>(NAME)</i>	<i>Terry L. Billings (ABSENTEE)</i>	<i>Terry L. Billings (AFFIDAVIT)</i>	<i>Terry L. Billings</i>	<i>Terry L. Billings TOTAL</i>	<i>WRITE IN (MACHINE)</i>	<i>WRITE IN (ABSENTEE)</i>	<i>WRITE IN (AFFIDAVIT)</i>	<i>WRITE IN</i>	<i>UNDER / OVER VOTES</i>	<i>TOTAL VOTES</i>
CON	CON	CON								
1	0	22	369	9	0	1	10	49	379	
2	0	32	363	33	2	1	36	46	399	
0	0	20	309	9	0	0	9	39	318	
0	1	5	63	0	0	0	0	2	63	
0	0	16	170	19	0	0	19	16	189	
0	0	26	291	10	0	0	10	30	301	
1	0	14	115	9	0		9	10	124	
2	0	26	303	53	3		56	51	359	
6	1	161	1,983	142	5	2	149	125	2,132	



**ST. LAWRENCE COUNTY
GENERAL ELECTION
November 7, 2017**

<i>DISTRICT</i>	<i>MACHINE TURNOUT</i>	<i>ABSENTEE TURNOUT</i>	<i>AFFIDAVIT</i>	<i>TOTAL TURNOUT</i>	<i>VOTER REGISTRATION</i>	<i>% TURNOUT</i>	<i>Christopher R. Curlev (MACHINE)</i>
							DEM
Canton 1	400	26	2	428	795	54%	243
Canton 2	407	35	3	445	884	50%	120
Canton 3	312	42	3	357	658	54%	164
Canton 4	62	2	1	65	167	39%	21
Canton 5	196	9	0	205	447	46%	78
Canton 6	310	18	3	331	728	45%	138
Canton 7	122	12	0	134	314	43%	45
Canton 8	382	27	1	410	957	43%	153
TOTAL	2,191	61	5	2,257	4,950	46%	962

<i>Christopher R. Curley (ABSENTEE)</i>	<i>Christopher R. Curley (AFFIDAVIT)</i>	<i>Christopher R. Curley</i>	<i>Michael R. Morgan (MACHINE)</i>	<i>Michael R. Morgan (ABSENTEE)</i>	<i>Michael R. Morgan (AFFIDAVIT)</i>	<i>Michael R. Morgan</i>	<i>Michael R. Morgan (MACHINE)</i>
DEM	DEM	DEM	REP	REP	REP	REP	CON
16	1	260	98	8	1	107	20
11	0	131	202	19	2	223	41
21	1	186	95	16	1	112	22
2	0	23	31	0	0	31	3
3	0	81	96	6	0	102	14
6	2	146	123	8	0	131	22
5	0	50	51	5	0	56	12
8	0	161	156	14	0	170	33
72	4	1,038	852	76	4	932	167

<i>Michael R. Morgan (ABSENTEE)</i>	<i>Michael R. Morgan (AFFIDAVIT)</i>	<i>Michael R. Morgan</i>	<i>Michael R. Morgan (MACHINE)</i>	<i>Michael R. Morgan (ABSENTEE)</i>	<i>Michael R. Morgan (AFFIDAVIT)</i>	<i>Michael R. Morgan</i>	<i>Michael R. Morgan</i>
CON	CON	CON	IND	IND	IND	IND	
1	0	21	8	1	0	9	137
1	0	42	9	1	0	10	275
1	0	23	8	2	0	10	145
0	0	3	3	0	0	3	37
0	0	14	3	0	0	3	119
1	0	23	12	1	1	14	168
1	0	13	6	0	0	6	75
1	0	34	13	1	0	14	218
6	0	173	62	6	1	69	1,174

**CANTON TOWN JUSTICE
VOTE FOR ONE**

WRITE IN (MACHINE)	WRITE IN (ABSENTEE)	WRITE IN (AFFIDAVIT)	WRITE IN	UNDER / OVER VOTES	TOTAL VOTES CAST
0	0	0	0	31	397
0	0	0	0	39	406
0	0	0	0	26	331
0	0	0	0	5	60
0	0	0	0	5	200
0	0	0	0	17	314
0	0	0	0	9	125
0	0	0	0	31	379
0	0	0	0	45	2,212

**ST. LAWRENCE COUNTY
GENERAL ELECTION
November 7, 2017**

<i>DISTRICT</i>	<i>MACHINE TURNOUT</i>	<i>ABSENTEE TURNOUT</i>	<i>AFFIDAVIT</i>	<i>TOTAL TURNOUT</i>	<i>VOTER REGISTRATION</i>	<i>% TURNOUT</i>	<i>Jim Smith (MACHINE)</i>
							DEM
Canton 1	400	26	2	428	795	54%	269
Canton 2	407	35	3	445	884	50%	202
Canton 3	312	42	3	357	658	54%	176
Canton 4	62	2	1	65	167	39%	29
Canton 5	196	9	0	205	447	46%	93
Canton 6	310	18	3	331	728	45%	159
Canton 7	122	12	0	134	314	43%	58
Canton 8	382	27	1	410	957	43%	185
TOTAL	2,191	61	5	2,257	4,950	46%	1,171

<i>Jim Smith (ABSENTEE)</i>	<i>Jim Smith (AFFIDAVIT)</i>	<i>Jim Smith</i>	<i>Tim Danehy (MACHINE)</i>	<i>Tim Danehy (ABSENTEE)</i>	<i>Tim Danehy (AFFIDAVIT)</i>	<i>Tim Danehy</i>	<i>Jim Smith (MACHINE)</i>
DEM	DEM	DEM	DEM	DEM	DEM	DEM	CON
15	1	285	279	20	1	300	44
14	2	218	172	15	1	188	100
23	2	201	189	23	2	214	44
2	0	31	25	1	0	26	18
5	0	98	94	3	0	97	49
8	3	170	167	9	3	179	52
7	0	65	52	6	0	58	35
17	0	202	198	16	0	214	75
91	8	1,270	1,176	93	7	1,276	417

**CANTON COUNCILMAN
VOTE FOR TWO**

<i>ABSENTEE</i>	<i>JIM SMITH (ABSENTEE)</i>	<i>JIM SMITH (AFFIDAVIT)</i>	<i>JIM SMITH</i>	<i>PAUL BACKUS (MACHINE)</i>	<i>PAUL BACKUS (ABSENTEE)</i>	<i>PAUL BACKUS (AFFIDAVIT)</i>	<i>PAUL BACKUS</i>	<i>JIM SMITH TOTAL</i>
CON	CON	CON	CON	CON	CON	CON	CON	
8	1	53	92	6	1	99	338	
7	1	108	181	9	1	191	326	
8	0	52	97	17	0	114	253	
0	0	18	33	1	1	35	49	
2	0	51	90	6	0	96	149	
3	0	55	126	7	0	133	225	
2	0	37	52	5	0	57	102	
7	0	82	126	9	0	135	284	
37	2	456	797	60	3	860	1,726	

	WRITE IN (MACHINE)	WRITE IN (ABSENTEE)	WRITE IN (AFFIDAVIT)	WRITE IN	UNDER / OVER VOTES	TOTAL VOTES CAST
0	0	0	0	0	119	737
0	0	0	0	0	185	705
0	0	0	0	0	133	581
0	0	0	0	0	20	110
0	0	0	0	0	68	342
0	0	0	0	0	125	537
0	0	0	0	0	51	217
0	0	0	0	0	187	633
0	0	0	0	0	652	3,862

**ST. LAWRENCE COUNTY
GENERAL ELECTION
November 7, 2017**

<i>DISTRICT</i>	<i>MACHINE TURNOUT</i>	<i>ABSENTEE TURNOUT</i>	<i>AFFIDAVIT</i>	<i>TOTAL TURNOUT</i>	<i>VOTER REGISTRATION</i>	<i>% TURNOUT</i>	<i>Phil LaMarche (M.A.)</i>
							DEM
Canton 1	400	26	2	428	795	54%	291
Canton 2	407	35	3	445	884	50%	239
Canton 3	312	42	3	357	658	54%	211
Canton 4	62	2	1	65	167	39%	40
Canton 5	196	9	0	205	447	46%	131
Canton 6	310	18	3	331	728	45%	210
Canton 7	122	12	0	134	314	43%	80
Canton 8	382	27	1	410	957	43%	248
TOTAL	2,191	171	13	2,375	4,950	48%	1,450

**CANTON COUNCILMAN (2 YR UNEXPIRED TERM)
VOTE FOR ONE**

<i>(via MACHINE)</i>	<i>Phil LaMarche (ABSENTEE)</i>	<i>Phil LaMarche (AFFIDAVIT)</i>	<i>Phil LaMarche</i>	<i>WRITE IN (MACHINE)</i>	<i>WRITE IN (ABSENTEE)</i>	<i>WRITE IN (AFFIDAVIT)</i>	<i>WRITE IN</i>	<i>UNDER / OVER VOTES</i>	<i>TOTAL VOTES CAST</i>
DEM	DEM	DEM							
23	1	315	1	0	0	1	112	316	
19	3	261	0	0	0	0	184	261	
26	2	239	0	0	0	0	118	239	
2	0	42	0	0	0	0	23	42	
8	0	139	2	0	0	2	64	141	
8	3	221	1	0	0	1	109	222	
7	0	87	0	0	0	0	47	87	
21	0	269	0	0	0	0	141	269	
114	9	1,573	4	0	0	4	798	1,577	

**ST. LAWRENCE COUNTY
GENERAL ELECTION
November 7, 2017**

<i>DISTRICT</i>	<i>MACHINE TURNOUT</i>	<i>ABSENTEE TURNOUT</i>	<i>AFFIDAVIT</i>	<i>TOTAL TURNOUT</i>	<i>VOTER REGISTRATION</i>	<i>% TURNOUT</i>	<i>Francis Sharpstene (MACHINE)</i>
							REP
Clare 1	56	0	0	56	72	78%	36
TOTAL	56	0	0	56	72	78%	36

**CLARE SUPERVISOR
VOTE FOR ONE**

<i>Machine</i>	<i>Francis Sharpstene (ABSENTEE)</i>	<i>Francis Sharpstene (AFFIDAVIT)</i>	<i>Francis Sharpstene</i>	<i>WRITE IN (MACHINE)</i>	<i>WRITE IN (ABSENTEE)</i>	<i>WRITE IN (AFFIDAVIT)</i>	<i>WRITE IN</i>	<i>UNDER / OVER VOTES</i>	<i>TOTAL VOTES CAST</i>
REP	REP	REP							
0	0	36	9	0	0	9	11	45	
0	0	36	9	0	0	9	11	45	

**ST. LAWRENCE COUNTY
GENERAL ELECTION
November 7, 2017**

<i>DISTRICT</i>	<i>MACHINE TURNOUT</i>	<i>ABSENTEE TURNOUT</i>	<i>AFFIDAVIT</i>	<i>TOTAL TURNOUT</i>	<i>VOTER REGISTRATION</i>	<i>% TURNOUT</i>	<i>Jessica A. Hance (MACHINE)</i>
							REP
Clare 1	56	0	0	56	72	78%	32
TOTAL	56	0	0	56	72	78%	32

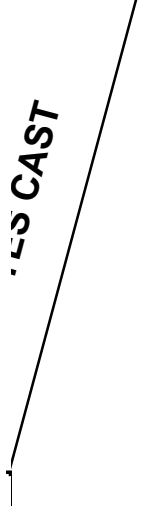
<i>Jessica A. Hance (ABSENTEE)</i>	<i>Jessica A. Hance(AFFIDAVIT)</i>	<i>Jessica A. Hance</i>	<i>Robin L. Ward (MACHINE)</i>	<i>Robin L. Ward(ABSENTEE)</i>	<i>Robin L. Ward (AFFIDAVIT)</i>	<i>Robin L. Ward</i>	<i>Jessica A. Hance (MACHINE)</i>
REP	REP	REP	BLK	BLK	BLK	BLK	BLK
0	0	32	22	0	0	22	1
0	0	32	22	0	0	22	1

**CLARE TOWN CLERK
VOTE FOR ONE**

<i>Jessica A. Hance (ABSENTEE)</i>	<i>Jessica A. Hance(AFFIDAVIT)</i>	<i>Jessica A. Hance</i>	<i>Jessica A. Hance TOTAL</i>	<i>WRITE IN (MACHINE)</i>	<i>WRITE IN (ABSENTEE)</i>	<i>WRITE IN (AFFIDAVIT)</i>	<i>WRITE IN</i>	<i>UNDER / OVER VOTES</i>	<i>TOTAL VOTES</i>
BLK	BLK	BLK							
0	0	1	33	0	0	0	0	1	55
0	0	1	33	0	0	0	0	1	55

PK

LES CAST



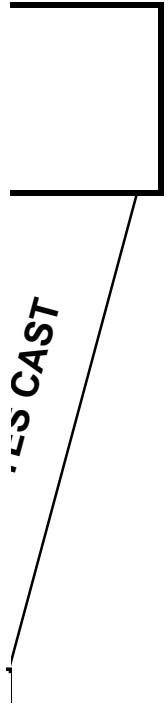
**ST. LAWRENCE COUNTY
GENERAL ELECTION
November 7, 2017**

<i>DISTRICT</i>	<i>MACHINE TURNOUT</i>	<i>ABSENTEE TURNOUT</i>	<i>AFFIDAVIT</i>	<i>TOTAL TURNOUT</i>	<i>VOTER REGISTRATION</i>	<i>% TURNOUT</i>	<i>Richard L. Hance (MACHINE)</i>
							REP
Clare 1	56	0	0	56	72	78%	27
TOTAL	56	0	0	56	72	78%	27

<i>Richard L. Hance (ABSENTEE)</i>	<i>Richard L. Hance (AFFIDAVIT)</i>	<i>Richard L. Hance</i>	<i>James E. Whitmarsh Sr. (MACHINE)</i>	<i>James E. Whitmarsh Sr. (ABSENTEE)</i>	<i>James E. Whitmarsh Sr. (AFFIDAVIT)</i>	<i>James E. Whitmarsh Sr.</i>	<i>Richard L. Hance (MACHINE)</i>
REP	REP	REP	BLK	BLK	BLK	BLK	BLK
0	0	27	26	0	0	26	1
0	0	27	26	0	0	26	1

**CLARE SUPERINTENDENT OF HIGHWAYS
VOTE FOR ONE**

	<i>Richard L. Hance (ABSENTEE)</i>	<i>Richard L. Hance (AFFIDAVIT)</i>	<i>Richard L. Hance</i>	<i>Richard L. Hance</i>	<i>WRITE IN (MACHINE)</i>	<i>WRITE IN (ABSENTEE)</i>	<i>WRITE IN (AFFIDAVIT)</i>	<i>WRITE IN</i>	<i>UNDER / OVER VOTES</i>	<i>TOTAL VOTES</i>
BLK	0	0	1	28	0	0	0	0	2	54
	0	0	1	28	0	0	0	0	2	54



**ST. LAWRENCE COUNTY
GENERAL ELECTION
November 7, 2017**

<i>DISTRICT</i>	<i>MACHINE TURNOUT</i>	<i>ABSENTEE TURNOUT</i>	<i>AFFIDAVIT</i>	<i>TOTAL TURNOUT</i>	<i>VOTER REGISTRATION</i>	<i>% TURNOUT</i>	<i>Jessica A. Matthews (MACHINE)</i>
							DEM
Clare 1	56	0	0	56	72	78%	8
TOTAL	56	0	0	56	72	78%	8

<i>Jessica A. Matthews (MACHINE)</i>	DEM	0	0
<i>Jessica A. Matthews (ABSENTEE)</i>	DEM	0	0
<i>Jessica A. Matthews (AFFIDAVIT)</i>	DEM	0	0
<i>Jessica A. Matthews</i>	DEM	0	0
<i>Jessica A. Matthews (MACHINE)</i>	REP	29	29
<i>Jessica A. Matthews (ABSENTEE)</i>	REP	0	0
<i>Jessica A. Matthews (AFFIDAVIT)</i>	REP	0	0
<i>Jessica A. Matthews</i>	REP	29	29
<i>Jessica A. Matthews TOTAL</i>		37	37
<i>WRITE IN</i>		0	0

**CLARE TOWN JUSTICE
VOTE FOR ONE**

BY (MACHINE)	WRITE IN (ABSENTEE)	WRITE IN (AFFIDAVIT)	WRITE IN	UNDER / OVER VOTES	TOTAL VOTES CAST
0	0	0	19	37	
0	0	0	19	37	


**ST. LAWRENCE COUNTY
GENERAL ELECTION
November 7, 2017**

<i>DISTRICT</i>	<i>MACHINE TURNOUT</i>	<i>ABSENTEE TURNOUT</i>	<i>AFFIDAVIT</i>	<i>TOTAL TURNOUT</i>	<i>VOTER REGISTRATION</i>	<i>% TURNOUT</i>	<i>Pamela A. Hance (MAYOR)</i>
							REP
Clare 1	56	0	0	56	72	78%	37
TOTAL	56	0	0	56	72	78%	37

<i>Pamela A. Hance (MACHINE)</i>	REP	0	
<i>Pamela A. Hance (ABSENTEE)</i>	REP	0	
<i>Pamela A. Hance (AFFIDAVIT)</i>	REP	37	
<i>Pamela A. Hance</i>	REP	35	
<i>Joyce Clothier (MACHINE)</i>	REP	0	
<i>Joyce Clothier (ABSENTEE)</i>	REP	0	
<i>Joyce Clothier (AFFIDAVIT)</i>	REP	35	
<i>Joyce Clothier</i>	REP	35	
<i>Pamela A. Hance (MACHINE)</i>	BLK	1	
<i>Pamela A. Hance (ABSENTEE)</i>	BLK	0	
<i>Pamela A. Hance (AFFIDAVIT)</i>	BLK	0	
<i>Pamela A. H.</i>	BLK	1	
		0	
		37	
		35	
		0	
		0	
		35	
		35	
		1	
		0	
		0	
		1	

**CLARE COUNCILMAN
VOTE FOR TWO**

<i>Patience</i>												
<i>Joyce Clothier (MACHINE)</i>												
<i>Joyce Clothier (ABSENTEE)</i>												
<i>Joyce Clothier (AFFIDAVIT)</i>												
<i>Joyce Clothier</i>												
<i>Pamela A. Hance TOTAL</i>												
<i>Joyce Clothier TOTAL</i>												
<i>WRITE IN (MACHINE)</i>												
<i>WRITE IN (ABSENTEE)</i>												
<i>WRITE IN (AFFIDAVIT)</i>												
<i>WRITE IN</i>												
<i>UNDER / OVER VOTES</i>												
<i>TOTAL VOTES</i>												
BLK	BLK	BLK	BLK									
8	0	0	8	38	43	13	0	0	13	18	94	
8	0	0	8	38	43	13	0	0	13	18	94	



**ST. LAWRENCE COUNTY
GENERAL ELECTION
November 7, 2017**

<i>DISTRICT</i>	<i>MACHINE TURNOUT</i>	<i>ABSENTEE TURNOUT</i>	<i>AFFIDAVIT</i>	<i>TOTAL TURNOUT</i>	<i>VOTER REGISTRATION</i>	<i>% TURNOUT</i>	<i>Charles R. Hooven (MACHINE)</i>
							REP
Clifton 1	84	5	2	91	234	39%	62
Clifton 2	110	11	0	121	192	63%	90
TOTAL	194	16	2	212	426	50%	152

**CLIFTON SUPERVISOR
VOTE FOR ONE**

<i>Charles R. Hooven (ABSENTEE)</i>	<i>Charles R. Hooven (AFFIDAVIT)</i>	<i>Charles R. Hooven</i>	<i>WRITE IN (MACHINE)</i>	<i>WRITE IN (ABSENTEE)</i>	<i>WRITE IN (AFFIDAVIT)</i>	<i>WRITE IN</i>	<i>UNDER / OVER VOTES</i>	<i>TOTAL VOTES CAST</i>
REP	REP	REP						
4	2	68	2	1	0	3	20	71
8	0	98	0	0	0	0	23	98
12	2	166	2	1	0	3	43	169

**ST. LAWRENCE COUNTY
GENERAL ELECTION
November 7, 2017**

<i>DISTRICT</i>	<i>MACHINE TURNOUT</i>	<i>ABSENTEE TURNOUT</i>	<i>AFFIDAVIT</i>	<i>TOTAL TURNOUT</i>	<i>VOTER REGISTRATION</i>	<i>% TURNOUT</i>	<i>Karen J. Soltau (MACHINE)</i>
							DEM
Clifton 1	84	5	2	91	234	39%	51
Clifton 2	110	11	0	121	192	63%	82
TOTAL	194	16	2	212	426	50%	133

**CLIFTON TOWN CLERK
VOTE FOR ONE**

<i>(MACHINE)</i>	<i>Karen J. Soltau (ABSENTEE)</i>	<i>Karen J. Soltau (AFFIDAVIT)</i>	<i>Karen J. Soltau</i>	<i>WRITE IN (MACHINE)</i>	<i>WRITE IN (ABSENTEE)</i>	<i>WRITE IN (AFFIDAVIT)</i>	<i>WRITE IN</i>	<i>UNDER / OVER VOTES</i>	<i>TOTAL VOTES CAST</i>
DEM	DEM	DEM							
4	1	56	0	0	0	0	35	56	
9	0	91	0	0	0	0	30	91	
13	1	147	0	0	0	0	65	147	

**ST. LAWRENCE COUNTY
GENERAL ELECTION
November 7, 2017**

<i>DISTRICT</i>	<i>MACHINE TURNOUT</i>	<i>ABSENTEE TURNOUT</i>	<i>AFFIDAVIT</i>	<i>TOTAL TURNOUT</i>	<i>VOTER REGISTRATION</i>	<i>% TURNOUT</i>	<i>Kelly J. Smith</i>
							REP
Clifton 1	84	5	2	91	234	39%	63
Clifton 2	110	11	0	121	192	63%	94
TOTAL	194	16	2	212	426	50%	157

**CLIFTON SUPERINTENDENT OF HIGHWAYS
VOTE FOR ONE**

<i>(MACHINE)</i>	<i>Kelly J. Smith (ABSENTEE)</i>	<i>Kelly J. Smith (AFFIDAVIT)</i>	<i>Kelly J. Smith</i>	<i>WRITE IN (MACHINE)</i>	<i>WRITE IN (ABSENTEE)</i>	<i>WRITE IN (AFFIDAVIT)</i>	<i>WRITE IN</i>	<i>UNDER / OVER VOTES</i>	<i>TOTAL VOTES CAST</i>
REP	REP	REP							
4	2	69	4	1	0	5	17	74	
10	0	104	0	0	0	0	17	104	
14	2	173	4	1	0	5	34	178	

**ST. LAWRENCE COUNTY
GENERAL ELECTION
November 7, 2017**

<i>DISTRICT</i>	<i>MACHINE TURNOUT</i>	<i>ABSENTEE TURNOUT</i>	<i>AFFIDAVIT</i>	<i>TOTAL TURNOUT</i>	<i>VOTER REGISTRATION</i>	<i>% TURNOUT</i>	<i>Mary Zuhlsdorf (MACHINE)</i>
							DEM
Clifton 1	84	5	2	91	234	39%	40
Clifton 2	110	11	0	121	192	63%	72
TOTAL	194	16	2	212	426	50%	112

<i>MACHINE)</i>	<i>Mary Zuhlsdorf (ABSENTEE)</i>	<i>Mary Zuhlsdorf (AFFIDAVIT)</i>	<i>Mary Zuhlsdorf</i>	<i>Cory J. Perrault (MACHINE)</i>	<i>Cory J. Perrault (ABSENTEE)</i>	<i>Cory J. Perrault (AFFIDAVIT)</i>	<i>Cory J. Perrault</i>	<i>WRITE IN (MACHINE)</i>	<i>WRITE IN (MACHINE)</i>
DEM	DEM	DEM	REP	REP	REP	REP	REP		
4	0	44	62	5	2	69	0	0	
8	0	80	79	8	0	87	0	0	
12	0	124	141	13	2	156	0	0	

**CLIFTON COUNCILMAN
VOTE FOR TWO**

ABSENTEE	WRITE IN (AFFIDAVIT)	WRITE IN	UNDER / OVER VOTES	TOTAL VOTES CAST
0	0	69	113	
0	0	75	167	
0	0	144	280	

**ST. LAWRENCE COUNTY
GENERAL ELECTION
November 7, 2017**

<i>DISTRICT</i>	<i>MACHINE TURNOUT</i>	<i>ABSENTEE TURNOUT</i>	<i>AFFIDAVIT</i>	<i>TOTAL TURNOUT</i>	<i>VOTER REGISTRATION</i>	<i>% TURNOUT</i>	<i>George Cayey (MACHINE)</i>	<i>George Cayey (ABSENTEE)</i>
							DEM	DEM
Colton 1	601	62	5	668	1,103	61%	259	22
TOTAL	601	62	5	668	1,103	61%	259	22

<i>ABSENTEE</i>	<i>George Cayey (AFFIDAVIT)</i>	<i>George Cayey</i>	<i>Kevin Beary (MACHINE)</i>	<i>Kevin Beary (ABSENTEE)</i>	<i>Kevin Beary (AFFIDAVIT)</i>	<i>Kevin Beary</i>	<i>John J. Gray, Jr. (MACHINE)</i>	<i>John J. Gray, Jr. (ABSENTEE)</i>	<i>John J. Gray, Jr. (AFFIDAVIT)</i>	<i>John J. Gray, Jr.</i>	<i>George Cayey (MACHINE)</i>	<i>George Cayey (ABSENTEE)</i>
DEM	DEM	REP	REP	REP	REP	CON	CON	CON	CON	IND	IND	
1	282	142	16	2	160	150	17	2	169	28	3	
1	282	142	16	2	160	150	17	2	169	28	3	

COLTON SUPERVI
VOTE FOR ONE

<i>ABSENTEE</i>		<i>George Cayey (AFFIDAVIT)</i>		<i>George Cayey</i>		<i>Kevin Beary (MACHINE)</i>		<i>Kevin Beary (ABSENTEE)</i>		<i>Kevin Beary (AFFIDAVIT)</i>		<i>Kevin Beary</i>		<i>George Cayey TOTAL</i>		<i>Kevin Beary TOTAL</i>		<i>WRITE IN (MACHINE)</i>		<i>WRITE IN (ABSENTEE)</i>		<i>WRITE IN (AFFIDAVIT)</i>		<i>WRITE IN</i>		<i>UNDER / OVER</i>	
IND	IND	BLK	BLK	BLK	BLK																						
0	31	6	0	0	6	313	166	0	0	0	0	0	20														
0	31	6	0	0	6	313	166	0	0	0	0	20															

SOR

OVER VOTES

TOTAL VOTES CAST

648

648

**ST. LAWRENCE COUNTY
GENERAL ELECTION
November 7, 2017**

<i>DISTRICT</i>	<i>MACHINE TURNOUT</i>	<i>ABSENTEE TURNOUT</i>	<i>AFFIDAVIT</i>	<i>TOTAL TURNOUT</i>	<i>VOTER REGISTRATION</i>	<i>% TURNOUT</i>	<i>Donna Arquiett (MACHINE)</i>	<i>Donna Arquiett (ABS...)</i>
							REP	REP
Colton 1	601	62	5	668	1,103	61%	485	56
TOTAL	601	62	5	668	1,103	61%	485	56

**COLTON TOWN CLERK
VOTE FOR ONE**


<i>ABSENTEE</i>	<i>Donna Arquiett (AFFIDAVIT)</i>	<i>Donna Arquiett</i>	<i>WRITE IN (MACHINE)</i>	<i>WRITE IN (ABSENTEE)</i>	<i>WRITE IN (AFFIDAVIT)</i>	<i>WRITE IN</i>	<i>UNDER / OVER VOTES</i>	<i>TOTAL VOTES CAST</i>
REP	REP							
4	545	1	0	0	1	122	546	
4	545	1	0	0	1	122	546	

**ST. LAWRENCE COUNTY
GENERAL ELECTION
November 7, 2017**

<i>DISTRICT</i>	<i>MACHINE TURNOUT</i>	<i>ABSENTEE TURNOUT</i>	<i>AFFIDAVIT</i>	<i>TOTAL TURNOUT</i>	<i>VOTER REGISTRATION</i>	<i>% TURNOUT</i>	<i>Sean P. McCarthy (MACHINE)</i>	<i>Sean P. McCarthy (ARCA)</i>
							DEM	DEM
Colton 1	601	62	5	668	1,103	61%	188	25
TOTAL	601	62	5	668	1,103	61%	188	25

**COLTON TOWN SUPERINTENDENT OF HIGHWAY
VOTE FOR ONE**

<i>ABSENTEE</i>	<i>Sean P. McCarthy (AFFIDAVIT)</i>	<i>Sean P. McCarthy</i>	<i>Kevin Hawley (MACHINE)</i>	<i>Kevin Hawley (ABSENTEE)</i>	<i>Kevin Hawley (AFFIDAVIT)</i>	<i>Kevin Hawley</i>	<i>WRITE IN (MACHINE)</i>	<i>WRITE IN (ABSENTEE)</i>	<i>WRITE IN (AFFIDAVIT)</i>	<i>WRITE IN</i>	<i>UNDER / OVER VOTES</i>	<i>TOTAL VOTES</i>
DEM	DEM	REP	REP	REP	REP							
1	214	401	34	3	438	0	0	0	0	0	16	652
1	214	401	34	3	438	0	0	0	0	0	16	652



LESS CAST

**ST. LAWRENCE COUNTY
GENERAL ELECTION
November 7, 2017**

<i>DISTRICT</i>	<i>MACHINE TURNOUT</i>	<i>ABSENTEE TURNOUT</i>	<i>AFFIDAVIT</i>	<i>TOTAL TURNOUT</i>	<i>VOTER REGISTRATION</i>	<i>% TURNOUT</i>	<i>Lisa Fisher-Davis (MACHINE)</i>	<i>Lisa Fisher-Davis (ARCS)</i>
							DEM	DEM
Colton 1	601	62	5	668	1,103	61%	391	38
TOTAL	601	62	5	668	1,103	61%	391	38

<i>ABSENTEE</i>	<i>Lisa Fisher-Davis</i>	<i>Lisa Fisher-Davis</i>	<i>Donald Shoen</i>	<i>Donald Shoen</i>	<i>Donald Shoen</i>	<i>Grace Hawley</i>	<i>Grace Hawley</i>	<i>Grace Hawley</i>	<i>Grace Hawley</i>	<i>Harold A. Granger</i>	<i>Harold A. Granger</i>
	<i>(AFFIDAVIT)</i>		<i>(MACHINE)</i>	<i>(ABSENTEE)</i>	<i>(AFFIDAVIT)</i>	<i>(MACHINE)</i>	<i>(ABSENTEE)</i>	<i>(AFFIDAVIT)</i>		<i>(MACHINE)</i>	<i>(ABSENTEE)</i>
DEM	DEM	DEM	DEM	DEM	DEM	REP	REP	REP	REP	REP	REP
3	432	177	24	1	202	264	22	2	288	218	27
3	432	177	24	1	202	264	22	2	288	218	27

COLTON COUNCIL
VOTE FOR TWO

REP	REP	CON	CON	CON	CON							
3	248	36	2	1	39	287	0	0	0	0	0	127
3	248	36	2	1	39	287	0	0	0	0	0	127

Absentee
 Harold A. Granger
 (AFFIDAVIT)
 Harold A. Granger
 Harold A. Granger
 (MACHINE)
 Harold A. Granger
 (ABSENTEE)
 Harold A. Granger
 (AFFIDAVIT)
 Harold A. Granger
 Harold A. Granger TOTAL
 WRITE IN (MACHINE)
 WRITE IN (ABSENTEE)
 WRITE IN (AFFIDAVIT)
 WRITE IN
 UNDER / OVER

.MAN

OVER VOTES

TOTAL VOTES CAST

1,209

1,209

**ST. LAWRENCE COUNTY
GENERAL ELECTION
November 7, 2017**

<i>DISTRICT</i>	<i>MACHINE TURNOUT</i>	<i>ABSENTEE TURNOUT</i>	<i>AFFIDAVIT</i>	<i>TOTAL TURNOUT</i>	<i>VOTER REGISTRATION</i>	<i>% TURNOUT</i>	<i>John M. Frary (MACHINE)</i>	<i>John M. Frary (ABSENTEE)</i>
							REP	REP
DeKalb 1	221	18	1	240	658	36%	163	15
DeKalb 2	155	5	1	161	487	33%	115	4
TOTAL	376	23	2	401	1,145	35%	278	19

**ST. LAWRENCE COUNTY
GENERAL ELECTION
November 7, 2017**

<i>DISTRICT</i>	<i>MACHINE TURNOUT</i>	<i>ABSENTEE TURNOUT</i>	<i>AFFIDAVIT</i>	<i>TOTAL TURNOUT</i>	<i>VOTER REGISTRATION</i>	<i>% TURNOUT</i>	<i>Jody Hamilton (MACHINE)</i>	<i>Jody Hamilton (ABSENTEE)</i>
							DEM	DEM
DeKalb 1	221	18	1	240	658	36%	151	14
DeKalb 2	155	5	1	161	487	33%	104	1
TOTAL	376	23	2	401	1,145	35%	255	15

**DEKALB SUPERINTENDENT OF HIGHWAYS
VOTE FOR ONE**

<i>ABSENTEE</i>	<i>Jody Hamilton (AFFIDAVIT)</i>	<i>Jody Hamilton</i>	<i>WRITE IN (MACHINE)</i>	<i>WRITE IN (ABSENTEE)</i>	<i>WRITE IN (AFFIDAVIT)</i>	<i>WRITE IN</i>	<i>UNDER / OVER VOTES</i>	<i>TOTAL VOTES CAST</i>
DEM	DEM							
1	166	1	0	0	1	73	167	
1	106	1	0	0	1	54	107	
2	272	2	0	0	2	127	274	

**ST. LAWRENCE COUNTY
GENERAL ELECTION
November 7, 2017**

<i>DISTRICT</i>	<i>MACHINE TURNOUT</i>	<i>ABSENTEE TURNOUT</i>	<i>AFFIDAVIT</i>	<i>TOTAL TURNOUT</i>	<i>VOTER REGISTRATION</i>	<i>% TURNOUT</i>	<i>Michael B. Livingston (MACHINE)</i>	<i>Michael B. Livingston (AFFIDAVIT)</i>
							REP	REP
DeKalb 1	221	18	1	240	658	36%	129	10
DeKalb 2	155	5	1	161	487	33%	84	4
TOTAL	376	23	2	401	1,145	35%	213	14

**DEKALB COUNCILMAN
VOTE FOR TWO**

ABSENTEE		Jordan M. Deleel (AFFIDAVIT)	Jordan M. Deleel	Michael B. Livingston TOTAL	WRITE IN (MACHINE)	WRITE IN (ABSENTEE)	WRITE IN (AFFIDAVIT)	WRITE IN	UNDER / OVER VOTES	TOTAL VOTES CAST
BLK	BLK									
0	57	181	1	0	0	1	118	362		
0	23	121	1	0	0	1	89	233		
0	80	302	2	0	0	2	207	595		

**ST. LAWRENCE COUNTY
GENERAL ELECTION
November 7, 2017**

<i>DISTRICT</i>	<i>MACHINE TURNOUT</i>	<i>ABSENTEE TURNOUT</i>	<i>AFFIDAVIT</i>	<i>TOTAL TURNOUT</i>	<i>VOTER REGISTRATION</i>	<i>% TURNOUT</i>	<i>Irene Hargrave (MACHINE)</i>	<i>Irene Hargrave (ABSENTEE)</i>
							REP	REP
DePeyster 1	184	7	0	191	353	54%	107	6
TOTAL	184	7	0	191	353	54%	107	6

**DEPEYSTER SUPERVISOR
VOTE FOR ONE**

<i>ABSENTEE</i>	<i>Irene Hargrave (AFFIDAVIT)</i>	<i>Irene Hargrave</i>	<i>WRITE IN (MACHINE)</i>	<i>WRITE IN (ABSENTEE)</i>	<i>WRITE IN (AFFIDAVIT)</i>	<i>WRITE IN</i>	<i>UNDER / OVER VOTES</i>	<i>TOTAL VOTES CAST</i>
REP	REP							
0	113	35	0	0	35	43	148	
0	113	35	0	0	35	43	148	

**ST. LAWRENCE COUNTY
GENERAL ELECTION
November 7, 2017**

<i>DISTRICT</i>	<i>MACHINE TURNOUT</i>	<i>ABSENTEE TURNOUT</i>	<i>AFFIDAVIT</i>	<i>TOTAL TURNOUT</i>	<i>VOTER REGISTRATION</i>	<i>% TURNOUT</i>	<i>Susan Matheson (MACHINE)</i>	<i>Susan Matheson (ARCS)</i>
							DEM	DEM
DePeyster 1	184	7	0	191	353	54%	109	7
TOTAL	184	7	0	191	353	54%	109	7

**ST. LAWRENCE COUNTY
GENERAL ELECTION
November 7, 2017**

<i>DISTRICT</i>	<i>MACHINE TURNOUT</i>	<i>ABSENTEE TURNOUT</i>	<i>AFFIDAVIT</i>	<i>TOTAL TURNOUT</i>	<i>VOTER REGISTRATION</i>	<i>% TURNOUT</i>	<i>Robert Chambers (MACHINE)</i>	<i>Robert Chambers (AFFIDAVIT)</i>
							DEM	DEM
DePeyster 1	184	7	0	191	353	54%	39	0
TOTAL	184	7	0	191	353	54%	39	0

SUPERINTENDENT OF HIGHWAYS

	WRITE IN (MACHINE)	WRITE IN (ABSENTEE)	WRITE IN (AFFIDAVIT)	WRITE IN	UNDER / OVER VOTES	TOTAL VOTES CAST
	0	0	0	1	190	
	0	0	0	1	190	

**ST. LAWRENCE COUNTY
GENERAL ELECTION
November 7, 2017**

<i>DISTRICT</i>	<i>MACHINE TURNOUT</i>	<i>ABSENTEE TURNOUT</i>	<i>AFFIDAVIT</i>	<i>TOTAL TURNOUT</i>	<i>VOTER REGISTRATION</i>	<i>% TURNOUT</i>	<i>Brian Bennett (MACHINE)</i>	<i>Brian Bennett (ABSENTEE)</i>
							DEM	DEM
DePeyster 1	184	7	0	191	353	54%	26	2
TOTAL	184	7	0	191	353	54%	26	2

<i>ABSENTEE</i>	<i>Brian Bennett (AFFIDAVIT)</i>	<i>Brian Bennett</i>	<i>Angela J. Roach (MACHINE)</i>	<i>Angela J. Roach (ABSENTEE)</i>	<i>Angela J. Roach(AFFIDAVIT)</i>	<i>Angela J. Roach</i>	<i>Richard A. Pray (MACHINE)</i>	<i>Richard A. Pray (ABSENTEE)</i>	<i>Richard A. Pray (AFFIDAVIT)</i>	<i>Richard A. Pray</i>	<i>Steve Ross (MACHINE)</i>	<i>Steve Ross (ABSENTEE)</i>	<i>Steve Ross (AFFIDAVIT)</i>
DEM	DEM	DEM	DEM	DEM	DEM	REP	REP	REP	REP	REP	REP	REP	REP
0	28	33	1	0	34	138	7	0	145	132	4	0	0
0	28	33	1	0	34	138	7	0	145	132	4	0	0

**DEPEYSTER COUNCILMAN
VOTE FOR TWO**

	AFFIDAVIT	Steve Ross	WRITE IN (MACHINE)	WRITE IN (ABSENTEE)	WRITE IN (AFFIDAVIT)	WRITE IN	UNDER / OVER VOTES	TOTAL VOTES CAST
REP								
	136	0	0	0	0	0	39	343
	136	0	0	0	0	0	39	343

**ST. LAWRENCE COUNTY
GENERAL ELECTION
November 7, 2017**

<i>DISTRICT</i>	<i>MACHINE TURNOUT</i>	<i>ABSENTEE TURNOUT</i>	<i>AFFIDAVIT</i>	<i>TOTAL TURNOUT</i>	<i>VOTER REGISTRATION</i>	<i>% TURNOUT</i>	<i>Jan C. Lennox (MACHINE)</i>	<i>Jan C. Lennox (ABSENTEE)</i>
							REP	REP
Edwards 1	191	10	1	202	625	32%	167	7
TOTAL	191	10	1	202	625	32%	167	7

**EDWARDS SUPERVISOR
VOTE FOR ONE**

ABSENTEE)	Jan C. Lennox (AFFIDAVIT)	Jan C. Lennox	WRITE IN (MACHINE)	WRITE IN (ABSENTEE)	WRITE IN (AFFIDAVIT)	WRITE IN	UNDER / OVER VOTES	TOTAL VOTES CAST
REP	REP							
1	175	0	0	0	0	0	27	175
1	175	0	0	0	0	0	27	175

**ST. LAWRENCE COUNTY
GENERAL ELECTION
November 7, 2017**

<i>DISTRICT</i>	<i>MACHINE TURNOUT</i>	<i>ABSENTEE TURNOUT</i>	<i>AFFIDAVIT</i>	<i>TOTAL TURNOUT</i>	<i>VOTER REGISTRATION</i>	<i>% TURNOUT</i>	<i>Patricia J. Davis (MACHINE)</i>	<i>Patricia J. Davis (ARSENAL)</i>
							REP	REP
Edwards 1	191	10	1	202	625	32%	163	7
TOTAL	191	10	1	202	625	32%	163	7

**EDWARDS TOWN CLERK
VOTE FOR ONE**

<i>ABSENTEE</i>	<i>Patricia J. Davis (AFFIDAVIT)</i>	<i>Patricia J. Davis</i>	<i>WRITE IN (MACHINE)</i>	<i>WRITE IN (ABSENTEE)</i>	<i>WRITE IN (AFFIDAVIT)</i>	<i>WRITE IN</i>	<i>UNDER / OVER VOTES</i>	<i>TOTAL VOTES CAST</i>
REP	REP							
1	171	0	0	0	0	0	31	171
1	171	0	0	0	0	0	31	171

**ST. LAWRENCE COUNTY
GENERAL ELECTION
November 7, 2017**

<i>DISTRICT</i>	<i>MACHINE TURNOUT</i>	<i>ABSENTEE TURNOUT</i>	<i>AFFIDAVIT</i>	<i>TOTAL TURNOUT</i>	<i>VOTER REGISTRATION</i>	<i>% TURNOUT</i>	<i>Duane G. Sykes (MACHINE)</i>	<i>Duane G. Sykes (ABS.)</i>
							REP	REP
Edwards 1	191	10	1	202	625	32%	167	7
TOTAL	191	10	1	202	625	32%	167	7

**EDWARDS SUPERINTENDENT OF HIGHWAYS
VOTE FOR ONE**

ABSENTEE	Duane G. Sykes (AFFIDAVIT)	Duane G. Sykes	WRITE IN (MACHINE)	WRITE IN (ABSENTEE)	WRITE IN (AFFIDAVIT)	WRITE IN	UNDER / OVER VOTES	TOTAL VOTES CAST
REP	REP							
1	175	0	0	0	0	0	27	175
1	175	0	0	0	0	0	27	175

**ST. LAWRENCE COUNTY
GENERAL ELECTION
November 7, 2017**

<i>DISTRICT</i>	<i>MACHINE TURNOUT</i>	<i>ABSENTEE TURNOUT</i>	<i>AFFIDAVIT</i>	<i>TOTAL TURNOUT</i>	<i>VOTER REGISTRATION</i>	<i>% TURNOUT</i>	<i>Mark L. Rice (MACHINE)</i>	<i>Mark L. Rice</i>
							DEM	DEM
Edwards 1	191	10	1	202	625	32%	113	6
TOTAL	191	10	1	202	625	32%	113	6

**EDWARDS COUNCILMAN
VOTE FOR TWO**

<i>Mark L. Rice (ABSENTEE)</i>	<i>Mark L. Rice (AFFIDAVIT)</i>	<i>Mark L. Rice</i>	<i>Frank E. Wagner, Jr. (MACHINE)</i>	<i>Frank E. Wagner, Jr. (ABSENTEE)</i>	<i>Frank E. Wagner, Jr. (AFFIDAVIT)</i>	<i>Frank E. Wagner, Jr.</i>	<i>Dianne L. Hurley (MACHINE)</i>	<i>Dianne L. Hurley (ABSENTEE)</i>	<i>Dianne L. Hurley (AFFIDAVIT)</i>	<i>Dianne L. Hurley</i>	<i>WRITE IN (MACHINE)</i>	<i>WRITE IN (MACHINE)</i>
DEM	DEM	REP	REP	REP	REP	REP	REP	REP	REP			
1	120	53	4	0	57	157	8	1	166	0	0	0
1	120	53	4	0	57	157	8	1	166	0	0	0

	0	0	61	343
	0	0	61	343
ABSENTEE)				
WRITE IN (AFFIDAVIT)				
WRITE IN				
UNDER / OVER VOTES				
TOTAL VOTES CAST				

**ST. LAWRENCE COUNTY
GENERAL ELECTION
November 7, 2017**

<i>DISTRICT</i>	<i>MACHINE TURNOUT</i>	<i>ABSENTEE TURNOUT</i>	<i>AFFIDAVIT</i>	<i>TOTAL TURNOUT</i>	<i>VOTER REGISTRATION</i>	<i>% TURNOUT</i>	<i>YES (Machine)</i>
Edwards 1	191	10	1	202	625	32%	101
TOTAL	191	10	1	202	625	32%	101

**EDWARDS PROP
VOTE FOR ONE**

<i>NO (Machine)</i>	<i>YES (Absentee)</i>	<i>NO (Absentee)</i>	<i>YES (Affidavit)</i>	<i>NO (Affidavit)</i>	<i>YES TOTAL</i>	<i>NO TOTAL</i>	<i>UNDER / OVER 1/2</i>
87	5	4	1	0	107	91	4
87	5	4	1	0	107	91	4

POSITION FOUR

TOTAL VOTES

TOTAL VOTES CAST

198
198

**ST. LAWRENCE COUNTY
GENERAL ELECTION
November 7, 2017**

<i>DISTRICT</i>	<i>MACHINE TURNOUT</i>	<i>ABSENTEE TURNOUT</i>	<i>AFFIDAVIT</i>	<i>TOTAL TURNOUT</i>	<i>VOTER REGISTRATION</i>	<i>% TURNOUT</i>	<i>YES (Machine)</i>
Edwards 1	191	10	1	202	625	32%	95
TOTAL	191	10	1	202	625	32%	95

**EDWARDS PROP
VOTE FOR ONE**

<i>NO (Machine)</i>	<i>YES (Absentee)</i>	<i>NO (Absentee)</i>	<i>YES (Affidavit)</i>	<i>NO (Affidavit)</i>	<i>YES TOTAL</i>	<i>NO TOTAL</i>	<i>UNDER / OVER 1/2</i>
92	5	4	1	0	101	96	15
92	5	4	1	0	101	96	15

POSITION FIVE

TOTAL VOTES

TOTAL VOTES CAST

187

187

**ST. LAWRENCE COUNTY
GENERAL ELECTION
November 7, 2017**

<i>DISTRICT</i>	<i>MACHINE TURNOUT</i>	<i>ABSENTEE TURNOUT</i>	<i>AFFIDAVIT</i>	<i>TOTAL TURNOUT</i>	<i>VOTER REGISTRATION</i>	<i>% TURNOUT</i>	<i>YES (Machine)</i>
Edwards 1	191	10	1	202	625	32%	102
TOTAL	191	10	1	202	625	32%	102

**EDWARDS PROP
VOTE FOR ONE**

	<i>NO (Machine)</i>	<i>YES (Absentee)</i>	<i>NO (Absentee)</i>	<i>YES (Affidavit)</i>	<i>NO (Affidavit)</i>	<i>YES TOTAL</i>	<i>NO TOTAL</i>	<i>UNDER / OVER 1/2</i>
86	6	3	1	0	109	89	4	
86	6	3	1	0	109	89	4	

POSITION SIX

TOTAL VOTES

TOTAL VOTES CAST

198

198

**ST. LAWRENCE COUNTY
GENERAL ELECTION
November 7, 2017**

<i>DISTRICT</i>	<i>MACHINE TURNOUT</i>	<i>ABSENTEE TURNOUT</i>	<i>AFFIDAVIT</i>	<i>TOTAL TURNOUT</i>	<i>VOTER REGISTRATION</i>	<i>% TURNOUT</i>	<i>Connie Snider (MACHINE)</i>	<i>Connie Snider (ABSENTEE)</i>
							REP	REP
Fine 1	391	30	3	424	854	50%	270	19
TOTAL	391	30	3	424	854	50%	270	19

**FINE SUPERVISOR
VOTE FOR ONE**

ABSENTEE)	Connie Snider (AFFIDAVIT)	Connie Snider	WRITE IN (MACHINE)	WRITE IN (ABSENTEE)	WRITE IN (AFFIDAVIT)	WRITE IN	UNDER / OVER VOTES	TOTAL VOTES CAST
REP	REP							
2	291	2	0	0	2	131	293	
2	291	2	0	0	2	131	293	

**ST. LAWRENCE COUNTY
GENERAL ELECTION
November 7, 2017**

<i>DISTRICT</i>	<i>MACHINE TURNOUT</i>	<i>ABSENTEE TURNOUT</i>	<i>AFFIDAVIT</i>	<i>TOTAL TURNOUT</i>	<i>VOTER REGISTRATION</i>	<i>% TURNOUT</i>	<i>Hope Dolan (MACHINE)</i>	<i>Hope Dolan</i>
							DEM	DEM
Fine 1	391	30	3	424	854	50%	322	22
TOTAL	391	30	3	424	854	50%	322	22

**FINE TOWN CLERK
VOTE FOR ONE**

<i>Hope Dolan (ABSENTEE)</i>	<i>Hope Dolan (AFFIDAVIT)</i>	<i>Hope Dolan</i>	<i>WRITE IN (MACHINE)</i>	<i>WRITE IN (ABSENTEE)</i>	<i>WRITE IN (AFFIDAVIT)</i>	<i>WRITE IN</i>	<i>UNDER / OVER VOTES</i>	<i>TOTAL VOTES CAST</i>
DEM	DEM							
3	347	3	0	0	3	74	350	
3	347	3	0	0	3	74	350	

**ST. LAWRENCE COUNTY
GENERAL ELECTION
November 7, 2017**

<i>DISTRICT</i>	<i>MACHINE TURNOUT</i>	<i>ABSENTEE TURNOUT</i>	<i>AFFIDAVIT</i>	<i>TOTAL TURNOUT</i>	<i>VOTER REGISTRATION</i>	<i>% TURNOUT</i>	<i>Daniel E. Kerr (MACHINE)</i>	<i>Daniel E. Kerr (ABSENTEE)</i>
							DEM	DEM
Fine 1	391	30	3	424	854	50%	88	5
TOTAL	391	30	3	424	854	50%	88	5

<i>ABSENTEE</i>	<i>Daniel E. Kerr (AFFIDAVIT)</i>	<i>Daniel E. Kerr</i>	<i>Tracy Typhair (MACHINE)</i>	<i>Tracy Typhair (ABSENTEE)</i>	<i>Tracy Typhair (AFFIDAVIT)</i>	<i>Tracy Typhair</i>	<i>Tracy Typhair (MACHINE)</i>	<i>Tracy Typhair (ABSENTEE)</i>	<i>Tracy Typhair (AFFIDAVIT)</i>	<i>Tracy Typhair</i>	<i>Daniel E. Kerr (MACHINE)</i>	<i>Daniel E. Kerr (ABSENTEE)</i>	<i>Daniel E. Kerr (AFFIDAVIT)</i>
DEM	DEM	REP	REP	REP	REP	BLK	BLK	BLK	BLK	BLK	BLK	BLK	BLK
0	93	277	21	3	301	13	0	0	13	8	0	0	
0	93	277	21	3	301	13	0	0	13	8	0	0	

**FINE SUPERINTENDENT OF HIGHWAYS
VOTE FOR ONE**

	<i>AFFIDAVIT</i>	<i>Daniel E. Kerr</i>	<i>Daniel E. Kerr Total</i>	<i>Tracy Typhair Total</i>	<i>WRITE IN (MACHINE)</i>	<i>WRITE IN (ABSENTEE)</i>	<i>WRITE IN (AFFIDAVIT)</i>	<i>WRITE IN</i>	<i>UNDER / OVER VOTES</i>	<i>TOTAL VOTES CAST</i>
BLK										
8	101	314	0	0	0	0	0	9	415	
8	101	314	0	0	0	0	0	9	415	

**ST. LAWRENCE COUNTY
GENERAL ELECTION
November 7, 2017**

<i>DISTRICT</i>	<i>MACHINE TURNOUT</i>	<i>ABSENTEE TURNOUT</i>	<i>AFFIDAVIT</i>	<i>TOTAL TURNOUT</i>	<i>VOTER REGISTRATION</i>	<i>% TURNOUT</i>	<i>Philip F Giardino (MACHINE)</i>	<i>Philip F Giardino (ABSENTEE)</i>
							DEM	DEM
Fine 1	391	30	3	424	854	50%	247	20
TOTAL	391	30	3	424	854	50%	247	20

**FINE COUNCILMAN
VOTE FOR TWO**

ABSENTEE)									
Sadie M. Hall (AFFIDAVIT)									
Sadie M. Hall									
Sadie M. Hall TOTAL									
WRITE IN (MACHINE)									
WRITE IN (ABSENTEE)									
WRITE IN (AFFIDAVIT)									
WRITE IN									
UNDER / OVER VOTES									
TOTAL VOTES CAST									
BLK	BLK								
0	4	134	0	0	0	0	151	697	
0	4	134	0	0	0	0	151	697	

**ST. LAWRENCE COUNTY
GENERAL ELECTION
November 7, 2017**

<i>DISTRICT</i>	<i>MACHINE TURNOUT</i>	<i>ABSENTEE TURNOUT</i>	<i>AFFIDAVIT</i>	<i>TOTAL TURNOUT</i>	<i>VOTER REGISTRATION</i>	<i>% TURNOUT</i>	<i>Peter M. Kerr (MACHINE)</i>	<i>Peter M. Kerr (ABSENTEE)</i>
							DEM	DEM
Fine 1	391	30	3	424	854	50%	186	13
TOTAL	391	30	3	424	854	50%	186	13

**FINE COUNCILMAN UNEXPIRED TER
VOTE FOR ONE**

<i>ABSENTEE</i>	<i>Peter M. Kerr (AFFIDAVIT)</i>	<i>Peter M. Kerr</i>	<i>Carlton Cheyenne Kerr (MACHINE)</i>	<i>Carlton Cheyenne Kerr (ABSENTEE)</i>	<i>Carlton Cheyenne Kerr (AFFIDAVIT)</i>	<i>Carlton Cheyenne Kerr</i>	<i>WRITE IN (MACHINE)</i>	<i>WRITE IN (ABSENTEE)</i>	<i>WRITE IN (AFFIDAVIT)</i>	<i>WRITE IN</i>	<i>UNDER / OVER VOTES</i>	<i>TOTAL VOTES</i>
DEM	DEM	BLK	BLK	BLK	BLK							
2	201	140	7	1	148	0	1	0	1	74	350	
2	201	140	7	1	148	0	1	0	1	74	350	

M

LES CAST

**ST. LAWRENCE COUNTY
GENERAL ELECTION
November 7, 2017**

<i>DISTRICT</i>	<i>MACHINE TURNOUT</i>	<i>ABSENTEE TURNOUT</i>	<i>AFFIDAVIT</i>	<i>TOTAL TURNOUT</i>	<i>VOTER REGISTRATION</i>	<i>% TURNOUT</i>	<i>Sherry L. Geer (MACHINE)</i>	<i>Sherry L. Geer (ABSENTEE)</i>
							DEM	DEM
Fowler 1	199	9	1	209	581	36%	45	2
Fowler 2	291	16	0	307	761	40%	80	5
TOTAL	490	25	1	516	1,342	38%	125	7

FOWLER ASSESSOR
VOTE FOR ONE

ABSENTEE	Sherry L. Geer (AFFIDAVIT)	Sherry L. Geer	Sherry L. Geer (MACHINE)	Sherry L. Geer (ABSENTEE)	Sherry L. Geer (AFFIDAVIT)	Sherry L. Geer	Sherry L. Geer TOTAL	WRITE IN (MACHINE)	WRITE IN (ABSENTEE)	WRITE IN (AFFIDAVIT)	WRITE IN	UNDER / OVER
DEM	DEM	REP	REP	REP	REP							
1	48	62	6	0	68	116	0	0	0	0	0	93
0	85	150	7	0	157	242	0	0	0	0	0	65
1	133	212	13	0	225	358	0	0	0	0	0	158

OR

OVER VOTES
TOTAL VOTES CAST

116
242
358

—

**ST. LAWRENCE COUNTY
GENERAL ELECTION
November 7, 2017**

<i>DISTRICT</i>	<i>MACHINE TURNOUT</i>	<i>ABSENTEE TURNOUT</i>	<i>AFFIDAVIT</i>	<i>TOTAL TURNOUT</i>	<i>VOTER REGISTRATION</i>	<i>% TURNOUT</i>	<i>Andrew W. Miller (MACHINE)</i>	<i>Andrew W. Miller (ARCA)</i>
							DEM	DEM
Fowler 1	199	9	1	209	581	36%	41	2
Fowler 2	291	16	0	307	761	40%	77	7
TOTAL	490	25	1	516	1,342	38%	118	9

**LER ASSESSOR UNEXPIRED TERM
E FOR TWO**

BY (MACHINE)	WRITE IN (ABSENTEE)	WRITE IN (AFFIDAVIT)	WRITE IN	UNDER / OVER VOTES	TOTAL VOTES CAST
0	0	1	223	195	
0	0	0	244	370	
0	0	1	467	565	

**ST. LAWRENCE COUNTY
GENERAL ELECTION
November 7, 2017**

<i>DISTRICT</i>	<i>MACHINE TURNOUT</i>	<i>ABSENTEE TURNOUT</i>	<i>AFFIDAVIT</i>	<i>TOTAL TURNOUT</i>	<i>VOTER REGISTRATION</i>	<i>% TURNOUT</i>	<i>Ryan S. Young (MACHINE)</i>	<i>Ryan S. Young (ABSENTEE)</i>
							REP	REP
Fowler 1	199	9	1	209	581	36%	79	4
Fowler 2	291	16	0	307	761	40%	175	7
TOTAL	490	25	1	516	1,342	38%	254	11

**FOWLER TOWN JUSTICE
VOTE FOR ONE**

<i>ABSENTEE</i>	<i>Ryan S. Young (AFFIDAVIT)</i>	<i>Ryan S. Young</i>	<i>WRITE IN (MACHINE)</i>	<i>WRITE IN (ABSENTEE)</i>	<i>WRITE IN (AFFIDAVIT)</i>	<i>WRITE IN</i>	<i>UNDER / OVER VOTES</i>	<i>TOTAL VOTES CAST</i>
REP	REP							
0	83	27	3	0	30	96	113	
0	182	59	4	0	63	62	245	
0	265	86	7	0	93	158	358	

**ST. LAWRENCE COUNTY
GENERAL ELECTION
November 7, 2017**

<i>DISTRICT</i>	<i>MACHINE TURNOUT</i>	<i>ABSENTEE TURNOUT</i>	<i>AFFIDAVIT</i>	<i>TOTAL TURNOUT</i>	<i>VOTER REGISTRATION</i>	<i>% TURNOUT</i>	<i>Ricky W. Newvine (MACHINE)</i>	<i>Ricky W. Newvine (ARCS)</i>
							DEM	DEM
Fowler 1	199	9	1	209	581	36%	40	2
Fowler 2	291	16	0	307	761	40%	61	4
TOTAL	490	25	1	516	1,342	38%	101	6

<hr/>												
<i>ABSENTEE</i>												
<i>Ricky W. Newvine (AFFIDAVIT)</i>												
<i>Ricky W. Newvine</i>												
<i>Ricky W. Newvine (MACHINE)</i>												
<i>Ricky W. Newvine (ABSENTEE)</i>												
<i>Ricky W. Newvine (AFFIDAVIT)</i>												
<i>Ricky W. Newvine</i>												
<i>Lynn E. Bishop (MACHINE)</i>												
<i>Lynn E. Bishop (ABSENTEE)</i>												
<i>Lynn E. Bishop (AFFIDAVIT)</i>												
<i>Lynn E. Bishop</i>												
<i>Ricky W. Newvine TOTAL</i>												
<i>WRITE IN</i>												
DEM	DEM	REP	REP	REP	REP	REP	REP	REP	REP	REP		
1	43	73	6	0	79	93	7	1	101	122	0	
0	65	167	8	0	175	185	5	0	190	240	1	
1	108	240	14	0	254	278	12	1	291	362	1	

**FOWLER COUNCILMAN
VOTE FOR TWO**

BY (MACHINE)	WRITE IN (ABSENTEE)	WRITE IN (AFFIDAVIT)	WRITE IN	UNDER / OVER VOTES	TOTAL VOTES CAST
0	0	0	195	223	
0	0	1	183	431	
0	0	1	378	654	

**ST. LAWRENCE COUNTY
GENERAL ELECTION
November 7, 2017**

<i>DISTRICT</i>	<i>MACHINE TURNOUT</i>	<i>ABSENTEE TURNOUT</i>	<i>AFFIDAVIT</i>	<i>TOTAL TURNOUT</i>	<i>VOTER REGISTRATION</i>	<i>% TURNOUT</i>	<i>David L. Spilman (MACHINE)</i>	<i>David L. Spilman (AR)</i>
							DEM	DEM
Fowler 1	199	9	1	209	581	36%	41	3
Fowler 2	291	16	0	307	761	40%	85	9
TOTAL	490	25	1	516	1,342	38%	126	12

**FOWLER COUNCILMAN (2 YEAR UNEXPIRED TERM
VOTE FOR ONE**

<i>ABSENTEE</i>	<i>David L. Spilman (AFFIDAVIT)</i>	<i>David L. Spilman</i>	<i>Jeffery A. Andrews (MACHINE)</i>	<i>Jeffery A. Andrews (ABSENTEE)</i>	<i>Jeffery A. Andrews (AFFIDAVIT)</i>	<i>Jeffery A. Andrews</i>	<i>WRITE IN (MACHINE)</i>	<i>WRITE IN (ABSENTEE)</i>	<i>WRITE IN (AFFIDAVIT)</i>	<i>WRITE IN</i>	<i>UNDER / OVER VOTES</i>	<i>TOTAL VOTES</i>
DEM	DEM	REP	REP	REP	REP							
1	45	84	6	0	90	0	0	0	0	0	74	135
0	94	178	4	0	182	0	0	0	0	0	31	276
1	139	262	10	0	272	0	0	0	0	0	105	411

1)

LESS CAST

1

**ST. LAWRENCE COUNTY
GENERAL ELECTION
November 7, 2017**

<i>DISTRICT</i>	<i>MACHINE TURNOUT</i>	<i>ABSENTEE TURNOUT</i>	<i>AFFIDAVIT</i>	<i>TOTAL TURNOUT</i>	<i>VOTER REGISTRATION</i>	<i>% TURNOUT</i>	<i>David L. Spilman, Jr. (MACHINE)</i>
							DEM
Gouverneur 1	286	20	2	308	846	36%	102
Gouverneur 2	202	12	2	216	861	25%	74
Gouverneur 3	152	8	1	161	495	33%	49
Gouverneur 4	192	10	0	202	618	33%	56
TOTAL	488	32	4	524	2,820	19%	281

<i>David L. Spilman, Jr. (MACHINE)</i>	<i>David L. Spilman, Jr. (ABSENTEE)</i>	<i>David L. Spilman, Jr. (AFFIDAVIT)</i>	<i>David L. Spilman, Jr.</i>	<i>David L. Spilman, Jr. (MACHINE)</i>	<i>David L. Spilman, Jr. (ABSENTEE)</i>	<i>David L. Spilman, Jr. (AFFIDAVIT)</i>	<i>David L. Spilman, Jr.</i>	<i>David L. Spilman, Jr. TOTAL</i>
DEM	DEM	DEM	REP	REP	REP	REP		
9	1	112	150	9	0	159		271
4	2	80	102	8	0	110		190
4	0	53	85	4	1	90		143
5	0	61	113	4	0	117		178
22	3	306	450	25	1	476		782

**GOVERNEUR SUPERVISOR
VOTE FOR ONE**

	WRITE IN (MACHINE)	WRITE IN (ABSENTEE)	WRITE IN (AFFIDAVIT)	WRITE IN	UNDER / OVER VOTES	TOTAL VOTES CAST
	0	0	0	0	37	271
	2	0	0	2	24	192
	1	0	0	1	17	144
	0	0	0	0	24	178
	3	0	0	3	102	785

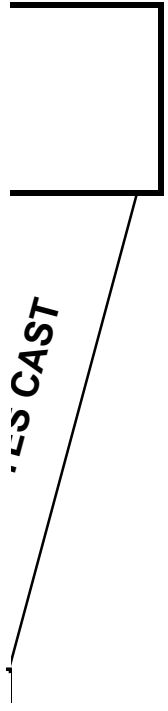
**ST. LAWRENCE COUNTY
GENERAL ELECTION
November 7, 2017**

<i>DISTRICT</i>	<i>MACHINE TURNOUT</i>	<i>ABSENTEE TURNOUT</i>	<i>AFFIDAVIT</i>	<i>TOTAL TURNOUT</i>	<i>VOTER REGISTRATION</i>	<i>% TURNOUT</i>	<i>Marion L. Bowhall (MACHINE)</i>
							DEM
Gouverneur 1	286	20	2	308	846	36%	77
Gouverneur 2	202	12	2	216	861	25%	37
Gouverneur 3	152	8	1	161	495	33%	30
Gouverneur 4	192	10	0	202	618	33%	32
TOTAL	832	50	5	887	2,820	31%	176

<i>Marion L. Bowhall (ABSENTEE)</i>	<i>Marion L. Bowhall (AFFIDAVIT)</i>	<i>Marion L. Bowhall</i>	<i>Marion L. Bowhall (MACHINE)</i>	<i>Marion L. Bowhall (ABSENTEE)</i>	<i>Marion L. Bowhall (AFFIDAVIT)</i>	<i>Marion L. Bowhall</i>	<i>Joani Hall (MACHINE)</i>
DEM	DEM	DEM	REP	REP	REP	REP	BLK
5	1	83	104	5	0	109	90
0	2	39	72	3	0	75	84
2	0	32	64	1	1	66	48
2	0	34	71	4	0	75	85
9	3	188	311	13	1	325	307

**GOUVERNEUR TOWN CLERK
VOTE FOR ONE**

<i>Joani Hall (ABSENTEE)</i>	<i>Joani Hall(AFFIDAVIT)</i>	<i>Joani Hall</i>	<i>Marion L. Bowhall TOTAL</i>	<i>WRITE IN (MACHINE)</i>	<i>WRITE IN (ABSENTEE)</i>	<i>WRITE IN (AFFIDAVIT)</i>	<i>WRITE IN</i>	<i>UNDER / OVER VOTES</i>	<i>TOTAL VOTES</i>
BLK	BLK	BLK							
8	1	99	192	0	0	0	0	17	291
6	0	90	114	0	0	0	0	12	204
4	0	52	98	1	0	0	1	10	151
4	0	89	109	0	0	0	0	4	198
22	1	330	513	1	0	0	1	43	844



**ST. LAWRENCE COUNTY
GENERAL ELECTION
November 7, 2017**

<i>DISTRICT</i>	<i>MACHINE TURNOUT</i>	<i>ABSENTEE TURNOUT</i>	<i>AFFIDAVIT</i>	<i>TOTAL TURNOUT</i>	<i>VOTER REGISTRATION</i>	<i>% TURNOUT</i>	<i>Curran E. Wade, Jr. (MACHINE)</i>
							DEM
Gouverneur 1	286	20	2	308	846	36%	84
Gouverneur 2	202	12	2	216	861	25%	63
Gouverneur 3	152	8	1	161	495	33%	39
Gouverneur 4	192	10	0	202	618	33%	52
TOTAL	832	50	5	887	2,820	31%	238

<i>Curran E. Wade, Jr. (ABSENTEE)</i>	<i>Curran E. Wade, Jr. (AFFIDAVIT)</i>	<i>Curran E. Wade, Jr.</i>	<i>Eldon B. Conklin (MACHINE)</i>	<i>Eldon B. Conklin (ABSENTEE)</i>	<i>Eldon B. Conklin (AFFIDAVIT)</i>	<i>Eldon B. Conklin</i>	<i>Curran E. Wade, Jr. (MACHINE)</i>
DEM	DEM	DEM	DEM	DEM	DEM	DEM	REP
7	1	92	95	6	1	102	139
5	2	70	69	3	2	74	93
4	0	43	48	3	0	51	74
4	0	56	53	3	0	56	112
20	3	261	265	15	3	283	418

<i>Curran E. Wade, Jr. (ABSENTEE)</i>	<i>Curran E. Wade, Jr. (AFFIDAVIT)</i>	<i>Curran E. Wade, Jr.</i>	<i>Eldon B. Conklin (MACHINE)</i>	<i>Eldon B. Conklin (ABSENTEE)</i>	<i>Eldon B. Conklin (AFFIDAVIT)</i>	<i>Eldon B. Conklin</i>	<i>Curran E. Wade, Jr. TOTAL</i>
REP	REP	REP	REP	REP	REP	REP	
7	0	146	135	10	0	145	238
6	0	99	89	9	0	98	169
4	1	79	77	3	1	81	122
4	0	116	108	6	0	114	172
21	1	440	409	28	1	438	701

**GOUVERNEUR COUNCILMAN
VOTE FOR TWO**

<i>AL</i>	Eldon B. Conklin TOTAL	WRITE IN (MACHINE)	WRITE IN (ABSENTEE)	WRITE IN (AFFIDAVIT)	WRITE IN	UNDER / OVER VOTES	TOTAL VOTES CAST
	247	0	0	0	0	131	485
	172	0	0	0	0	91	341
	132	2	0	0	2	66	256
	170	1	0	0	1	61	343
	721	3	0	0	3	349	1,425

**ST. LAWRENCE COUNTY
GENERAL ELECTION
November 7, 2017**

<i>DISTRICT</i>	<i>MACHINE TURNOUT</i>	<i>ABSENTEE TURNOUT</i>	<i>AFFIDAVIT</i>	<i>TOTAL TURNOUT</i>	<i>VOTER REGISTRATION</i>	<i>% TURNOUT</i>	<i>Ronald W. Bertram (MACHINE)</i>	<i>Ronald W. Bertram (ABSENTEE)</i>
							REP	REP
Hammond 1	280	25	0	305	817	37%	207	17
TOTAL	280	25	0	305	817	37%	207	17

**HAMMOND SUPERVISOR
VOTE FOR ONE**

ABSENTEE	Ronald W. Bertram (AFFIDAVIT)	Ronald W. Bertram	WRITE IN (MACHINE)	WRITE IN (ABSENTEE)	WRITE IN (AFFIDAVIT)	WRITE IN	UNDER / OVER VOTES	TOTAL VOTES CAST
REP	REP							
0	224	5	0	0	5	76	229	
0	224	5	0	0	5	76	229	

**ST. LAWRENCE COUNTY
GENERAL ELECTION
November 7, 2017**

<i>DISTRICT</i>	<i>MACHINE TURNOUT</i>	<i>ABSENTEE TURNOUT</i>	<i>AFFIDAVIT</i>	<i>TOTAL TURNOUT</i>	<i>VOTER REGISTRATION</i>	<i>% TURNOUT</i>	<i>Pamela T. Burton (MACHINE)</i>	<i>Pamela T. Burton (ARCS)</i>
							REP	REP
Hammond 1	280	25	0	305	817	37%	247	19
TOTAL	280	25	0	305	817	37%	247	19

**HAMMOND TOWN CLERK
VOTE FOR ONE**

<i>ABSENTEE</i>	<i>Pamela T. Burton (AFFIDAVIT)</i>	<i>Pamela T. Burton</i>	<i>WRITE IN (MACHINE)</i>	<i>WRITE IN (ABSENTEE)</i>	<i>WRITE IN (AFFIDAVIT)</i>	<i>WRITE IN</i>	<i>UNDER / OVER VOTES</i>	<i>TOTAL VOTES CAST</i>
REP	REP							
0	266	1	0	0	1	38	267	
0	266	1	0	0	1	38	267	

**ST. LAWRENCE COUNTY
GENERAL ELECTION
November 7, 2017**

<i>DISTRICT</i>	<i>MACHINE TURNOUT</i>	<i>ABSENTEE TURNOUT</i>	<i>AFFIDAVIT</i>	<i>TOTAL TURNOUT</i>	<i>VOTER REGISTRATION</i>	<i>% TURNOUT</i>	<i>Donald Greene (MACHINE)</i>	<i>Donald Greene (ABSENTEE)</i>
							REP	REP
Hammond 1	280	25	0	305	817	37%	248	19
TOTAL	280	25	0	305	817	37%	248	19

**HAMMOND SUPERINTENDENT OF HIGHWAYS
VOTE FOR ONE**

ABSENTEE	Donald Greene (AFFIDAVIT)	Donald Greene	WRITE IN (MACHINE)	WRITE IN (ABSENTEE)	WRITE IN (AFFIDAVIT)	WRITE IN	UNDER / OVER VOTES	TOTAL VOTES CAST
REP	REP							
0	267	1	0	0	1	37	268	
0	267	1	0	0	1	37	268	

**ST. LAWRENCE COUNTY
GENERAL ELECTION
November 7, 2017**

<i>DISTRICT</i>	<i>MACHINE TURNOUT</i>	<i>ABSENTEE TURNOUT</i>	<i>AFFIDAVIT</i>	<i>TOTAL TURNOUT</i>	<i>VOTER REGISTRATION</i>	<i>% TURNOUT</i>	<i>Frederick E. Paddock (MACHINE)</i>	<i>Frederick E. Paddock (AFFIDAVIT)</i>
							DEM	DEM
Hammond 1	280	25	0	305	817	37%	68	9
TOTAL	280	25	0	305	817	37%	68	9

**HAMMOND TOWN
VOTE FOR ONE**

Frederick E. Paddock (ABSENTEE)	Frederick E. Paddock (AFFIDAVIT)	Frederick E. Paddock (MACHINE)	Frederick E. Paddock (ABSENTEE)	Frederick E. Paddock (AFFIDAVIT)	Frederick E. Paddock TOTAL	WRITE IN (MACHINE)	WRITE IN (ABSENTEE)	WRITE IN (AFFIDAVIT)	WRITE IN	UNDER / OVER	
DEM	DEM	REP	REP	REP	REP						
	77	182	13		195	272	1	0		1	32
0	77	182	13	0	195	272	1	0	0	1	32

JUSTICE

OVER VOTES

TOTAL VOTES CAST

273

273

**ST. LAWRENCE COUNTY
GENERAL ELECTION
November 7, 2017**

<i>DISTRICT</i>	<i>MACHINE TURNOUT</i>	<i>ABSENTEE TURNOUT</i>	<i>AFFIDAVIT</i>	<i>TOTAL TURNOUT</i>	<i>VOTER REGISTRATION</i>	<i>% TURNOUT</i>	<i>James R. Tague (MACHINE)</i>	<i>James R. Tague (ABSENTEE)</i>
							REP	REP
Hammond 1	280	25	0	305	817	37%	206	18
TOTAL	280	25	0	305	817	37%	206	18

HAMMOND COUNCIL
VOTE FOR TWO

REP	REP	REP	REP	REP	REP					
	224	228	20		248	4	0		4	134
0	224	228	20	0	248	4	0	0	4	134

CILMAN

OVER VOTES

TOTAL VOTES CAST

476

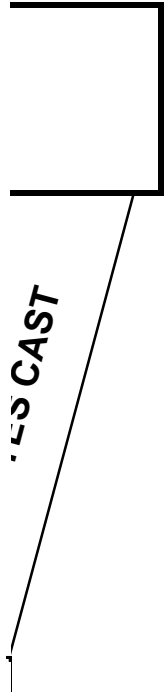
476

**ST. LAWRENCE COUNTY
GENERAL ELECTION
November 7, 2017**

<i>DISTRICT</i>	<i>MACHINE TURNOUT</i>	<i>ABSENTEE TURNOUT</i>	<i>AFFIDAVIT</i>	<i>TOTAL TURNOUT</i>	<i>VOTER REGISTRATION</i>	<i>% TURNOUT</i>	<i>Lee J. Carvel (MACHINE)</i>	<i>Lee J. Carvel (ABSENTEE)</i>
							DEM	DEM
Hermon 1	208	10	1	219	653	34%	131	8
TOTAL	208	10	1	219	653	34%	131	8

HERMON COUNCILMAN
VOTE FOR TWO

ABSENTEE)	Lee J. Carvel (AFFIDAVIT)	Lee J. Carvel	Kathleen Carpenter (MACHINE)	Kathleen Carpenter (ABSENTEE)	Kathleen Carpenter (AFFIDAVIT)	Kathleen Carpenter	WRITE IN (MACHINE)	WRITE IN (ABSENTEE)	WRITE IN (AFFIDAVIT)	WRITE IN	UNDER / OVER VOTES	TOTAL VOTES
DEM	DEM	REP	REP	REP	REP							
0	139	137	6	1	144	0	0	0	0	0	155	283
0	139	137	6	1	144	0	0	0	0	0	155	283



**ST. LAWRENCE COUNTY
GENERAL ELECTION
November 7, 2017**

<i>DISTRICT</i>	<i>MACHINE TURNOUT</i>	<i>ABSENTEE TURNOUT</i>	<i>AFFIDAVIT</i>	<i>TOTAL TURNOUT</i>	<i>VOTER REGISTRATION</i>	<i>% TURNOUT</i>	<i>Janice Pease (MACHINE)</i>	<i>Janice Pease (ABSENTEE)</i>
							DEM	DEM
Hopkinton 1	361	14	2	377	659	57%	127	0
TOTAL	361	14	2	377	659	57%	127	0

ABSENTEE)	Janice Pease (AFFIDAVIT)	Janice Pease	Kelly Pullano (MACHINE)	Kelly Pullano (ABSENTEE)	Kelly Pullano (AFFIDAVIT)	Kelly Pullano	Greg Crump (MACHINE)	Greg Crump (ABSENTEE)	Greg Crump (AFFIDAVIT)	Greg Crump	Gilbert Sochia (MACHINE)	Gilbert Sochia (ABSENTEE)
DEM	DEM	DEM	DEM	DEM	DEM	REP	REP	REP	REP	REP	REP	REP
0	127	142	1	0	143	169	10	0	179	173	9	9
0	127	142	1	0	143	169	10	0	179	173	9	9

<hr/>												
ABSENTEE)												
Gilbert Sochia (AFFIDAVIT)												
Gilbert Sochia												
Janice Pease (MACHINE)												
Janice Pease (ABSENTEE)												
Janice Pease (AFFIDAVIT)												
Janice Pease												
Kelly Pullano (MACHINE)												
Kelly Pullano (ABSENTEE)												
Kelly Pullano (AFFIDAVIT)												
Kelly Pullano												
Janice Pease TOTAL												
Kelly Pullano												
REP	REP	BLK	BLK	BLK	BLK	BLK	BLK	BLK	BLK	BLK		
0	182	36	4	2	42	36	4	2	42	169	185	
0	182	36	4	2	42	36	4	2	42	169	185	

**HOPKINTON COUNCILMAN
VOTE FOR TWO**

WRITE IN (MACHINE)	WRITE IN (ABSENTEE)	WRITE IN (AFFIDAVIT)	WRITE IN	UNDER / OVER VOTES	TOTAL VOTES CAST
0	0	0	0	39	715
0	0	0	0	39	715

**ST. LAWRENCE COUNTY
GENERAL ELECTION
November 7, 2017**

<i>DISTRICT</i>	<i>MACHINE TURNOUT</i>	<i>ABSENTEE TURNOUT</i>	<i>AFFIDAVIT</i>	<i>TOTAL TURNOUT</i>	<i>VOTER REGISTRATION</i>	<i>% TURNOUT</i>	<i>Donald J. Villnave (MACHINE)</i>	<i>Donald J. Villnave (ABSENTEE)</i>
							REP	REP
Lawrence 1	310	11	3	324	930	35%	200	6
TOTAL	310	11	3	324	930	35%	200	6

LAWRENCE SUPERVISOR
 VOTE FOR ONE

REP	REP	BLK	BLK	BLK	BLK							
2	208	40	0	1	41	249	0	0	0	0	0	75
2	208	40	0	1	41	249	0	0	0	0	0	75

REVISOR

OVER VOTES
TOTAL VOTES CAST

249
249

**ST. LAWRENCE COUNTY
GENERAL ELECTION
November 7, 2017**

<i>DISTRICT</i>	<i>MACHINE TURNOUT</i>	<i>ABSENTEE TURNOUT</i>	<i>AFFIDAVIT</i>	<i>TOTAL TURNOUT</i>	<i>VOTER REGISTRATION</i>	<i>% TURNOUT</i>	<i>Tracy Villnave (MACHINE)</i>	<i>Tracy Villnave (ABSENTEE)</i>
							DEM	DEM
Lawrence 1	310	11	3	324	930	35%	197	5
TOTAL	310	11	3	324	930	35%	197	5

LAWRENCE TOWN
VOTE FOR ONE

<i>ABSENTEE</i>												
<i>Tracy Villnave (AFFIDAVIT)</i>												
<i>Tracy Villnave</i>												
<i>Tracy Villnave (MACHINE)</i>												
<i>Tracy Villnave (ABSENTEE)</i>												
<i>Tracy Villnave (AFFIDAVIT)</i>												
<i>Tracy Villnave</i>												
<i>Tracy Villnave TOTAL</i>												
<i>WRITE IN (MACHINE)</i>												
<i>WRITE IN (ABSENTEE)</i>												
<i>WRITE IN (AFFIDAVIT)</i>												
<i>WRITE IN</i>												
<i>UNDER / OVER</i>												
DEM	DEM	BLK	BLK	BLK	BLK							
3	205	50	1	0	51	256	1	0	0	1	67	
3	205	50	1	0	51	256	1	0	0	1	67	

I CLERK

OVER VOTES
TOTAL VOTES CAST

257
257

**ST. LAWRENCE COUNTY
GENERAL ELECTION
November 7, 2017**

<i>DISTRICT</i>	<i>MACHINE TURNOUT</i>	<i>ABSENTEE TURNOUT</i>	<i>AFFIDAVIT</i>	<i>TOTAL TURNOUT</i>	<i>VOTER REGISTRATION</i>	<i>% TURNOUT</i>	<i>Gary Sirles (MACHINE)</i>	<i>Gary Sirles (AFFIDAVIT)</i>
							DEM	DEM
Lawrence 1	310	11	3	324	930	35%	222	7
TOTAL	310	11	3	324	930	35%	222	7

**LAWRENCE SUPERINTENDENT OF HIGHWAYS
VOTE FOR ONE**

		(ABSENTEE)	Gary Sirles (AFFIDAVIT)	Gary Sirles	WRITE IN (MACHINE)	WRITE IN (ABSENTEE)	WRITE IN (AFFIDAVIT)	WRITE IN	UNDER / OVER VOTES	TOTAL VOTES CAST
DEM	DEM									
3	232	0	0	0	0	0	0	92	232	
3	232	0	0	0	0	0	0	92	232	

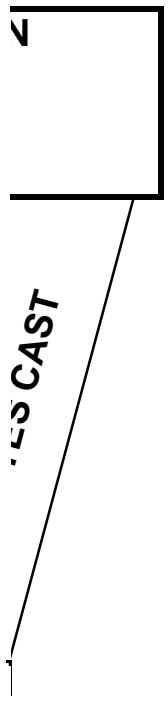
**ST. LAWRENCE COUNTY
GENERAL ELECTION
November 7, 2017**

<i>DISTRICT</i>	<i>MACHINE TURNOUT</i>	<i>ABSENTEE TURNOUT</i>	<i>AFFIDAVIT</i>	<i>TOTAL TURNOUT</i>	<i>VOTER REGISTRATION</i>	<i>% TURNOUT</i>	<i>Daniel N. Phelix (MACHINE)</i>	<i>Daniel N. Phelix (ABSENTEE)</i>
							DEM	DEM
Lawrence 1	310	11	3	324	930	35%	152	4
TOTAL	310	11	3	324	930	35%	152	4

<i>ABSENTEE</i>	<i>Daniel N. Phelix (AFFIDAVIT)</i>	<i>Daniel N. Phelix</i>	<i>James J. Ashley, Jr. (MACHINE)</i>	<i>James J. Ashley, Jr. (ABSENTEE)</i>	<i>James J. Ashley, Jr. (AFFIDAVIT)</i>	<i>James J. Ashley, Jr.</i>	<i>Donald Chris Ayers (MACHINE)</i>	<i>Donald Chris Ayers (ABSENTEE)</i>	<i>Donald Chris Ayers (AFFIDAVIT)</i>	<i>Donald Chris Ayers</i>	<i>Ronald J. Flannery (MACHINE)</i>	<i>Ronald J. Flannery (ABSENTEE)</i>
DEM	DEM	REP	REP	REP	REP	BLK	BLK	BLK	BLK	BLK	BLK	BLK
1	157	97	3	2	102	107	1	1	109	95	3	3
1	157	97	3	2	102	107	1	1	109	95	3	3

LAWRENCE COUNCILMAN
VOTE FOR TWO

<i>Ronald J. Flannery (ABSENTEE)</i>	<i>Ronald J. Flannery (AFFIDAVIT)</i>	<i>Ronald J. Flannery</i>	<i>Brian Lynch (MACHINE)</i>	<i>Brian Lynch (ABSENTEE)</i>	<i>Brian Lynch (AFFIDAVIT)</i>	<i>Brian Lynch</i>	<i>WRITE IN (MACHINE)</i>	<i>WRITE IN (ABSENTEE)</i>	<i>WRITE IN (AFFIDAVIT)</i>	<i>WRITE IN</i>	<i>UNDER / OVER VOTES</i>	<i>TOTAL VOTES</i>
BLK	BLK	BLK	BLK	BLK	BLK							
1	99	45	7	0	52	0	0	0	0	0	129	519
1	99	45	7	0	52	0	0	0	0	0	129	519



**ST. LAWRENCE COUNTY
GENERAL ELECTION
November 7, 2017**

<i>DISTRICT</i>	<i>MACHINE TURNOUT</i>	<i>ABSENTEE TURNOUT</i>	<i>AFFIDAVIT</i>	<i>TOTAL TURNOUT</i>	<i>VOTER REGISTRATION</i>	<i>% TURNOUT</i>	<i>James W. Armstrong (MACHINE)</i>
							REP
Lisbon 1	311	14	2	327	837	39%	251
Lisbon 2	242	14	0	256	726	35%	199
Lisbon 3	351	28	3	382	788	48%	290
TOTAL	904	56	5	965	2,351	41%	740

**LISBON SUPERVISOR
VOTE FOR ONE**

<i>James W. Armstrong (ABSENTEE)</i>	<i>James W. Armstrong (AFFIDAVIT)</i>	<i>James W. Armstrong</i>	<i>WRITE IN (MACHINE)</i>	<i>WRITE IN (ABSENTEE)</i>	<i>WRITE IN (AFFIDAVIT)</i>	<i>WRITE IN</i>	<i>UNDER / OVER VOTES</i>	<i>TOTAL VOTES CAST</i>
REP	REP	REP						
11	2	264	1	0	0	1	62	265
13	0	212	1	0	0	1	43	213
22	3	315	4	0	0	4	63	319
46	5	791	6	0	0	6	168	797

**ST. LAWRENCE COUNTY
GENERAL ELECTION
November 7, 2017**

<i>DISTRICT</i>	<i>MACHINE TURNOUT</i>	<i>ABSENTEE TURNOUT</i>	<i>AFFIDAVIT</i>	<i>TOTAL TURNOUT</i>	<i>VOTER REGISTRATION</i>	<i>% TURNOUT</i>	<i>Donna D. McBeth (MACHINE)</i>
							REP
Lisbon 1	311	14	2	327	837	39%	263
Lisbon 2	242	14	0	256	726	35%	217
Lisbon 3	351	28	3	382	788	48%	298
TOTAL	904	56	5	965	2,351	41%	778

**LISBON TOWN CLERK
VOTE FOR ONE**

<i>Donna D. McBath (ABSENTEE)</i>	<i>Donna D. McBath (AFFIDAVIT)</i>	<i>Donna D. McBath</i>	<i>WRITE IN (MACHINE)</i>	<i>WRITE IN (ABSENTEE)</i>	<i>WRITE IN (AFFIDAVIT)</i>	<i>WRITE IN</i>	<i>UNDER / OVER VOTES</i>	<i>TOTAL VOTES CAST</i>
REP	REP	REP						
12	2	277	0	1	0	1	49	278
14	0	231	0	0	0	0	25	231
23	3	324	3	0	0	3	55	327
49	5	832	3	1	0	4	129	836

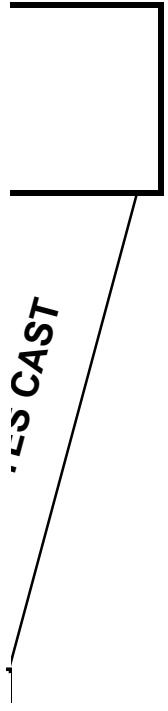
**ST. LAWRENCE COUNTY
GENERAL ELECTION
November 7, 2017**

<i>DISTRICT</i>	<i>MACHINE TURNOUT</i>	<i>ABSENTEE TURNOUT</i>	<i>AFFIDAVIT</i>	<i>TOTAL TURNOUT</i>	<i>VOTER REGISTRATION</i>	<i>% TURNOUT</i>	<i>Michael A. Baldock (MACHINE)</i>
							REP
Lisbon 1	311	14	2	327	837	39%	252
Lisbon 2	242	14	0	256	726	35%	201
Lisbon 3	351	28	3	382	788	48%	287
TOTAL	904	56	5	965	2,351	41%	740

<i>(MACHINE)</i>	<i>Michael A. Baldock (ABSENTEE)</i>	<i>Michael A. Baldock (AFFIDAVIT)</i>	<i>Michael A. Baldock</i>	<i>James P. Snyder (MACHINE)</i>	<i>James P. Snyder (ABSENTEE)</i>	<i>James P. Snyder (AFFIDAVIT)</i>	<i>James P. Snyder</i>	<i>James P. Snyder (MACHINE)</i>
REP	REP	REP	CON	CON	CON	CON	CON	BLK
12	2	266	37	1	0	38	3	
12	0	213	24	1	0	25	5	
23	1	311	35	1	2	38	7	
47	3	790	96	3	2	101	15	

**LISBON SUPERINTENDENT OF HIGHWAYS
VOTE FOR ONE**

	<i>James P. Snyder (ABSENTEE)</i>	<i>James P. Snyder (AFFIDAVIT)</i>	<i>James P. Snyder</i>	<i>James P. Snyder TOTAL</i>	<i>WRITE IN (MACHINE)</i>	<i>WRITE IN (ABSENTEE)</i>	<i>WRITE IN (AFFIDAVIT)</i>	<i>WRITE IN</i>	<i>UNDER / OVER VOTES</i>	<i>TOTAL VOTES</i>
	BLK	BLK	BLK							
	1	0	4	42	0	0	0	0	19	308
	1	0	6	31	0	0	0	0	12	244
	0	0	7	45	1	0	0	1	25	357
	2	0	17	118	1	0	0	1	56	909



**ST. LAWRENCE COUNTY
GENERAL ELECTION
November 7, 2017**

<i>DISTRICT</i>	<i>MACHINE TURNOUT</i>	<i>ABSENTEE TURNOUT</i>	<i>AFFIDAVIT</i>	<i>TOTAL TURNOUT</i>	<i>VOTER REGISTRATION</i>	<i>% TURNOUT</i>	<i>Sherri A. Stone (MACHINE)</i>
							DEM
Lisbon 1	311	14	2	327	837	39%	60
Lisbon 2	242	14	0	256	726	35%	50
Lisbon 3	351	28	3	382	788	48%	76
TOTAL	904	56	5	965	2,351	41%	186

<i>Sherrri A. Stone (ABSENTEE)</i>	<i>Sherrri A. Stone (AFFIDAVIT)</i>	<i>Sherrri A. Stone</i>	<i>Philip D. Fonda (MACHINE)</i>	<i>Philip D. Fonda (ABSENTEE)</i>	<i>Philip D. Fonda (AFFIDAVIT)</i>	<i>Philip D. Fonda</i>	<i>Loretta L. House (MACHINE)</i>
DEM	DEM	DEM	REP	REP	REP	REP	BLK
0	0	60	223	14	2	239	10
0	0	50	171	14	0	185	12
4	1	81	218	17	1	236	44
4	1	191	612	45	3	660	66

**LISBON TOWN JUSTICE
VOTE FOR ONE**

<i>(NAME)</i>	<i>Loretta L. House (ABSENTEE)</i>	<i>Loretta L. House (AFFIDAVIT)</i>	<i>Loretta L. House</i>	<i>WRITE IN (MACHINE)</i>	<i>WRITE IN (ABSENTEE)</i>	<i>WRITE IN (AFFIDAVIT)</i>	<i>WRITE IN</i>	<i>UNDER / OVER VOTES</i>	<i>TOTAL VOTES CAST</i>
BLK	BLK	BLK							
0	0	10	0	0	0	0	18	309	
0	0	12	0	0	0	0	9	247	
7	1	52	0	0	0	0	13	369	
7	1	74	0	0	0	0	40	925	

**ST. LAWRENCE COUNTY
GENERAL ELECTION
November 7, 2017**

<i>DISTRICT</i>	<i>MACHINE TURNOUT</i>	<i>ABSENTEE TURNOUT</i>	<i>AFFIDAVIT</i>	<i>TOTAL TURNOUT</i>	<i>VOTER REGISTRATION</i>	<i>% TURNOUT</i>	<i>AI Dailey (MACHINE)</i>
							REP
Lisbon 1	311	14	2	327	837	39%	189
Lisbon 2	242	14	0	256	726	35%	149
Lisbon 3	351	28	3	382	788	48%	140
TOTAL	904	56	5	965	2,351	41%	478

<i>(MACHINE)</i>	<i>Al Dailey (ABSENTEE)</i>	<i>Al Dailey (AFFIDAVIT)</i>	<i>Al Dailey</i>	<i>Robert McNeil (MACHINE)</i>	<i>Robert McNeil (ABSENTEE)</i>	<i>Robert McNeil (AFFIDAVIT)</i>	<i>Robert McNeil</i>	<i>Ron Bush (MACHINE)</i>
REP	REP	REP	REP	REP	REP	REP	REP	BLK
8	2	199	218	13	2	233	86	
9	0	158	162	13	0	175	89	
10	2	152	237	17	1	255	198	
27	4	509	617	43	3	663	373	

**LISBON COUNCILMAN
VOTE FOR TWO**

<i>RON BUSH (MACHINE)</i>	<i>Ron Bush (ABSENTEE)</i>	<i>Ron Bush (AFFIDAVIT)</i>	<i>Ron Bush</i>	<i>WRITE IN (MACHINE)</i>	<i>WRITE IN (ABSENTEE)</i>	<i>WRITE IN (AFFIDAVIT)</i>	<i>WRITE IN</i>	<i>UNDER / OVER VOTES</i>	<i>TOTAL VOTES CAST</i>
BLK	BLK	BLK							
6	0	92	1	0	0	1	129	525	
4	0	93	1	0	0	1	85	427	
19	1	218	4	0	0	4	135	629	
29	1	403	6	0	0	6	349	1,581	

**ST. LAWRENCE COUNTY
GENERAL ELECTION
November 7, 2017**

<i>DISTRICT</i>	<i>MACHINE TURNOUT</i>	<i>ABSENTEE TURNOUT</i>	<i>AFFIDAVIT</i>	<i>TOTAL TURNOUT</i>	<i>VOTER REGISTRATION</i>	<i>% TURNOUT</i>	<i>Shawn Thompson (MACHINE)</i>
							DEM
Louisville 1	218	19	1	238	634	38%	74
Louisville 2	284	18	3	305	661	46%	117
Louisville 3	192	12	2	206	480	43%	70
Louisville 4	112	8	1	121	313	39%	36
TOTAL	806	57	7	870	2,088	42%	297

<i>(CONTINUED)</i>	Shawn Thompson (ABSENTEE)	Shawn Thompson (AFFIDAVIT)	Shawn Thompson	Patrick D. Carroll (MACHINE)	Patrick D. Carroll (ABSENTEE)	Patrick D. Carroll (AFFIDAVIT)	Patrick D. Carroll	Patrick D. Carroll (MACHINE)
DEM	DEM	DEM	DEM	DEM	DEM	DEM	DEM	CON
12	0	86	71	10	1	82	58	
5	0	122	103	8	1	112	61	
6	1	77	69	5	2	76	50	
4	0	40	52	1	0	53	25	
27	1	325	295	24	4	323	194	

	<i>Patrick D. Carroll (ABSENTEE)</i>	<i>Patrick D. Carroll (AFFIDAVIT)</i>	<i>Patrick D. Carroll</i>	<i>Daniel O'Keefe (MACHINE)</i>	<i>Daniel O'Keefe (ABSENTEE)</i>	<i>Daniel O'Keefe (AFFIDAVIT)</i>	<i>Daniel O'Keefe</i>	<i>Shawn Thompson (MACHINE)</i>
	CON	CON	CON	CON	CON	CON	CON	WOR
	4	0	62	78	5	0	83	21
	3	0	64	110	9	2	121	32
	2	0	52	101	5	0	106	14
	1	1	27	42	2	1	45	8
	10	1	205	331	21	3	355	75

<i>(CONTINUED)</i>	Shawn Thompson (ABSENTEE)	Shawn Thompson (AFFIDAVIT)	Shawn Thompson	Roy A. Beshaw (MACHINE)	Roy A. Beshaw (ABSENTEE)	Roy A. Beshaw (AFFIDAVIT)	Roy A. Beshaw	Shawn Thompson
WOR	WOR	WOR	BLK	BLK	BLK	BLK		
0	1	22	75	2	0	77	108	
2	0	34	98	6	2	106	156	
0	1	15	40	2	0	42	92	
1	0	9	30	4	0	34	49	
3	2	80	243	14	2	259	405	

**LOUISVILLE COUNCILMAN
VOTE FOR TWO**

Person TOTAL	Patrick D. Carroll TOTAL	WRITE IN (MACHINE)	WRITE IN (ABSENTEE)	WRITE IN (AFFIDAVIT)	WRITE IN	UNDER / OVER VOTES	TOTAL VOTES CAST
144	0	0	0	0	0	64	412
176	2	0	0	0	2	49	561
128	0	0	0	0	0	44	368
80	0	0	0	0	0	34	208
528	2	0	0	0	2	191	1,549

**ST. LAWRENCE COUNTY
GENERAL ELECTION
November 7, 2017**

<i>DISTRICT</i>	<i>MACHINE TURNOUT</i>	<i>ABSENTEE TURNOUT</i>	<i>AFFIDAVIT</i>	<i>TOTAL TURNOUT</i>	<i>VOTER REGISTRATION</i>	<i>% TURNOUT</i>	<i>George A. Blatchley (MACHINE)</i>	<i>George A. Blatchley (ABSENTEE)</i>
							REP	REP
Macomb 1	203	11	2	216	525	41%	155	6
TOTAL	203	11	2	216	525	41%	155	6

**MACOMB SUPERVISOR
VOTE FOR ONE**

George A. Blatchley (AFFIDAVIT)	George A. Blatchley (AFFIDAVIT)	WRITE IN (MACHINE)	WRITE IN (MACHINE)	WRITE IN (ABSENTEE)	WRITE IN (AFFIDAVIT)	WRITE IN	UNDER / OVER VOTES	TOTAL VOTES CAST
0	161	0	1	0	1	54	162	
0	161	0	1	0	1	54	162	

**ST. LAWRENCE COUNTY
GENERAL ELECTION
November 7, 2017**

<i>DISTRICT</i>	<i>MACHINE TURNOUT</i>	<i>ABSENTEE TURNOUT</i>	<i>AFFIDAVIT</i>	<i>TOTAL TURNOUT</i>	<i>VOTER REGISTRATION</i>	<i>% TURNOUT</i>	<i>Jessyca Cardinell (MACHINE)</i>	<i>Jessyca Cardinell (ARCA)</i>
							REP	REP
Macomb 1	203	11	2	216	525	41%	100	6
TOTAL	203	11	2	216	525	41%	100	6

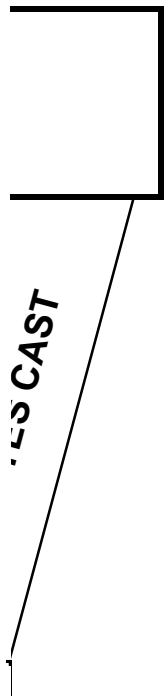
<i>Jessyca Cardinell (ABSENTEE)</i>	REP	1	107	28	1	0	29	13	0	0	13	57	2	0
<i>Jessyca Cardinell (AFFIDAVIT)</i>	REP	1	107	28	1	0	29	13	0	0	13	57	2	0
<i>Jessyca Cardinell</i>	BLK			28				13				57		
<i>Brenda Delosh (MACHINE)</i>	BLK			28				13				57		
<i>Brenda Delosh (ABSENTEE)</i>	BLK			28				13				57		
<i>Brenda Delosh (AFFIDAVIT)</i>	BLK			28				13				57		
<i>Brenda Delosh</i>	BLK			28				13				57		
<i>Jessyca Cardinell (MACHINE)</i>	BLK			28				13				57		
<i>Jessyca Cardinell (ABSENTEE)</i>	BLK			28				13				57		
<i>Jessyca Cardinell (AFFIDAVIT)</i>	BLK			28				13				57		
<i>Jessyca Cardinell</i>	BLK			28				13				57		
<i>Elaina R. Gates (MACHINE)</i>	BLK			28				13				57		
<i>Elaina R. Gates (ABSENTEE)</i>	BLK			28				13				57		
<i>Elaina R. Gates (AFFIDAVIT)</i>	BLK			28				13				57		
<i>Elaina R. Gates</i>	BLK			28				13				57		

**ST. LAWRENCE COUNTY
GENERAL ELECTION
November 7, 2017**

<i>DISTRICT</i>	<i>MACHINE TURNOUT</i>	<i>ABSENTEE TURNOUT</i>	<i>AFFIDAVIT</i>	<i>TOTAL TURNOUT</i>	<i>VOTER REGISTRATION</i>	<i>% TURNOUT</i>	<i>Ryan P. Schermerhorn (MACHINE)</i>	<i>Ryan P. Schermerhorn (AFFIDAVIT)</i>
							BLK	BLK
Macomb 1	203	11	2	216	525	41%	120	5
TOTAL	203	11	2	216	525	41%	120	5

MACOMB COUNCILMAN
VOTE FOR TWO

<i>Ryan P. Schermerhorn (ABSENTEE)</i>	<i>Ryan P. Schermerhorn (AFFIDAVIT)</i>	<i>Ryan P. Schermerhorn</i>	<i>Wayne C. Gates (MACHINE)</i>	<i>Wayne C. Gates (ABSENTEE)</i>	<i>Wayne C. Gates (AFFIDAVIT)</i>	<i>Wayne C. Gates</i>	<i>WRITE IN (MACHINE)</i>	<i>WRITE IN (ABSENTEE)</i>	<i>WRITE IN (AFFIDAVIT)</i>	<i>WRITE IN</i>	<i>UNDER / OVER VOTES</i>	<i>TOTAL VOTES</i>
BLK	BLK	BLK	BLK	BLK	BLK							
0	125	124	5	1	130	3	0	0	3	174	258	
0	125	124	5	1	130	3	0	0	3	304	128	



**ST. LAWRENCE COUNTY
GENERAL ELECTION
November 7, 2017**

<i>DISTRICT</i>	<i>MACHINE TURNOUT</i>	<i>ABSENTEE TURNOUT</i>	<i>AFFIDAVIT</i>	<i>TOTAL TURNOUT</i>	<i>VOTER REGISTRATION</i>	<i>% TURNOUT</i>	<i>Tony Cooper (MACHINE)</i>	<i>Tony Cooper (ABSENTEE)</i>
							DEM	DEM
Madrid 1	409	23	4	436	995	44%	329	19
TOTAL	409	23	4	436	995	44%	329	19

**MADRID SUPERVISOR
VOTE FOR ONE**

		MADRID SUPERVISOR VOTE FOR ONE								
		ABSENTEE	Tony Cooper (AFFIDAVIT)	Tony Cooper	WRITE IN (MACHINE)	WRITE IN (ABSENTEE)	WRITE IN (AFFIDAVIT)	WRITE IN	UNDER / OVER VOTES	TOTAL VOTES CAST
DEM	DEM									
4	352	2	0	0	0	2	82	354		
4	352	2	0	0	0	2	82	354		

**ST. LAWRENCE COUNTY
GENERAL ELECTION
November 7, 2017**

<i>DISTRICT</i>	<i>MACHINE TURNOUT</i>	<i>ABSENTEE TURNOUT</i>	<i>AFFIDAVIT</i>	<i>TOTAL TURNOUT</i>	<i>VOTER REGISTRATION</i>	<i>% TURNOUT</i>	<i>Judy A. Hargrave (MACHINE)</i>	<i>Judy A. Hargrave (ARCADE)</i>
							DEM	DEM
Madrid 1	409	23	4	436	995	44%	355	20
TOTAL	409	23	4	436	995	44%	355	20

**MADRID TOWN CLERK
VOTE FOR ONE**

		ABSENTEE							
		Judy A. Hargrave(AFFIDAVIT)							
		Judy A. Hargrave							
		WRITE IN (MACHINE)							
		WRITE IN (ABSENTEE)							
		WRITE IN (AFFIDAVIT)							
		WRITE IN							
		UNDER / OVER VOTES							
		TOTAL VOTES CAST							
DEM	DEM								
4	379	0	0	0	0	0	57	379	
4	379	0	0	0	0	0	57	379	

**ST. LAWRENCE COUNTY
GENERAL ELECTION
November 7, 2017**

<i>DISTRICT</i>	<i>MACHINE TURNOUT</i>	<i>ABSENTEE TURNOUT</i>	<i>AFFIDAVIT</i>	<i>TOTAL TURNOUT</i>	<i>VOTER REGISTRATION</i>	<i>% TURNOUT</i>	<i>William R. Barkley, Jr. (MACHINE)</i>	<i>William R. Barkley, Jr. (MACHINE)</i>
							DEM	DEM
Madrid 1	409	23	4	436	995	44%	274	16
TOTAL	409	23	4	436	995	44%	274	16

MADRID SUPERINTENDENT OF HIGH SCHOOL DISTRICT
VOTE FOR ONE

William R. Barkley, Jr. (ABSENTEE)	William R. Barkley, Jr. (AFFIDAVIT)	William R. Barkley, Jr.	William R. Barkley, Jr. (MACHINE)	William R. Barkley, Jr. (ABSENTEE)	William R. Barkley, Jr. (AFFIDAVIT)	William R. Barkley, Jr.	William R. Barkley, Jr. TOTAL	WRITE IN (MACHINE)	WRITE IN (ABSENTEE)	WRITE IN (AFFIDAVIT)	WRITE IN	UNDER / OVER
DEM	DEM	CON	CON	CON	CON							
3	293	88	4	1	93	386	2	0	0	2	48	
3	293	88	4	1	93	386	2	0	0	2	48	

HWAYS

OVER VOTES

TOTAL VOTES CAST

388

388

**ST. LAWRENCE COUNTY
GENERAL ELECTION
November 7, 2017**

<i>DISTRICT</i>	<i>MACHINE TURNOUT</i>	<i>ABSENTEE TURNOUT</i>	<i>AFFIDAVIT</i>	<i>TOTAL TURNOUT</i>	<i>VOTER REGISTRATION</i>	<i>% TURNOUT</i>	<i>Katherine Castaldo (MACHINE)</i>	<i>Katherine Castaldo (ABSENTEE)</i>
							DEM	DEM
Madrid 1	409	23	4	436	995	44%	167	10
TOTAL	409	23	4	436	995	44%	167	10

ABSENTEE)												
DEM	DEM	DEM	DEM	DEM	DEM	REP	REP	REP	REP	BLK	BLK	
0	177	230	13	2	245	239	13	4	256	29	0	
0	177	230	13	2	245	239	13	4	256	29	0	
ABSENTEE)	Katherine Castaldo (AFFIDAVIT)	Katherine Castaldo	Garry A. Wells (MACHINE)	Garry A. Wells (ABSENTEE)	Garry A. Wells (AFFIDAVIT)	Garry A. Wells	Alex Smith (MACHINE)	Alex Smith (ABSENTEE)	Alex Smith (AFFIDAVIT)	Alex Smith	Garry A. Wells (MACHINE)	Garry A. Wells (ABSENTEE)

ABSENTEE)	Garry A. Wells(AFFIDAVIT)	Garry A. Wells	Katherine Castaldo (MACHINE)	Katherine Castaldo (ABSENTEE)	Katherine Castaldo (AFFIDAVIT)	Katherine Castaldo	Roland Lauther (MACHINE)	Roland Lauther (ABSENTEE)	Roland Lauther (AFFIDAVIT)	Roland Lauther	Katherine Castaldo	Garry A. Wells	WRITE IN
BLK	BLK	BLK	BLK	BLK	BLK	BLK	BLK	BLK	BLK	BLK			
1	30	6	0	0	6	40	3	0	43	183	275	1	
1	30	6	0	0	6	40	3	0	43	183	275	1	

**MADRID COUNCILMAN
VOTE FOR TWO**

BY (MACHINE)	WRITE IN (ABSENTEE)	WRITE IN (AFFIDAVIT)	WRITE IN	UNDER / OVER VOTES	TOTAL VOTES CAST
0	0	1	114	758	
0	0	1	114	758	

**ST. LAWRENCE COUNTY
GENERAL ELECTION
November 7, 2017**

<i>DISTRICT</i>	<i>MACHINE TURNOUT</i>	<i>ABSENTEE TURNOUT</i>	<i>AFFIDAVIT</i>	<i>TOTAL TURNOUT</i>	<i>VOTER REGISTRATION</i>	<i>% TURNOUT</i>	<i>Steven D. O'Shaughnessy (MASSACHUSETTS)</i>
							DEM
Massena 1	499	37	3	539	1,135	47%	303
Massena 2	310	14	1	325	961	34%	171
Massena 3	270	19	1	290	868	33%	172
Massena 4	136	9	1	146	463	32%	82
Massena 5	246	26	2	274	934	29%	141
Massena 6	257	15	1	273	858	32%	156
Massena 7	246	12	0	258	737	35%	131
Massena 8	208	15	0	223	620	36%	115
TOTAL	2,172	147	9	2,328	6,576	35%	1,271

<i>Steven D. O'Shaughnessy (MACHINE)</i>	<i>Steven D. O'Shaughnessy (ABSENTEE)</i>	<i>Steven D. O'Shaughnessy (AFFIDAVIT)</i>	<i>Steven D. O'Shaughnessy</i>	<i>Joseph Gray (MACHINE)</i>	<i>Joseph Gray (ABSENTEE)</i>	<i>Joseph Gray (AFFIDAVIT)</i>	<i>Joseph Gray</i>	<i>Stephen D. O'Shaughnessy (MACHINE)</i>
DEM	DEM	DEM	REP	REP	REP	REP	REP	WOR
20	3	326	146	16	0	162	37	
11	1	183	110	0	0	110	21	
9	1	182	73	7	0	80	17	
4	1	87	39	4	0	43	12	
16	0	157	81	8	2	91	17	
11	0	167	80	3	1	84	18	
4	0	135	92	5	0	97	15	
5	0	120	71	6	0	77	20	
80	6	1,357	692	49	3	744	157	

**MASSENA TOWN SUPERVISOR
VOTE FOR ONE**

(MACHINE)	Stephen D. O'Shaughnessy (ABSENTEE)	Stephen D. O'Shaughnessy (AFFIDAVIT)	Stephen D. O'Shaughnessy	Stephen D. O'Shaughnessy TOTAL	WRITE IN (MACHINE)	WRITE IN (ABSENTEE)	WRITE IN (AFFIDAVIT)	WRITE IN	UNDER / OVER VOTE
WOR	WOR	WOR							
1	0	38	364	2	0	0	2	11	
1	0	22	205	0	0	0	0	10	
2	0	19	201	0	0	0	0	9	
1	0	13	100	0	0	0	0	3	
0	0	17	174	3	0	0	3	6	
0	0	18	185	0	0	0	0	4	
1	0	16	151	0	0	0	0	10	
3	0	23	143	0	0	0	0	3	
9	0	166	1,523	5	0	0	5	56	

SOR

VOTES
TOTAL VOTES CAST

528
315
281
143
268
269
248
220
2,272

—

**ST. LAWRENCE COUNTY
GENERAL ELECTION
November 7, 2017**

DISTRICT	MACHINE TURNOUT	ABSENTEE TURNOUT	AFFIDAVIT	TOTAL TURNOUT	VOTER REGISTRATION	% TURNOUT	Joseph Brown (M.A.S.)
							DEM
Massena 1	499	37	3	539	1,135	47%	384
Massena 2	310	14	1	325	961	34%	226
Massena 3	270	19	1	290	868	33%	204
Massena 4	136	9	1	146	463	32%	102
Massena 5	246	26	2	274	934	29%	186
Massena 6	257	15	1	273	858	32%	200
Massena 7	246	12	0	258	737	35%	164
Massena 8	208	15	0	223	620	36%	154
TOTAL	2,172	147	9	2,328	6,576	35%	1,620

**MASSENA TOWN JUSTICE
VOTE FOR ONE**

<i>Joseph Brown (ABSENTEE)</i>	<i>Joseph Brown (AFFIDAVIT)</i>	<i>Joseph Brown</i>	<i>WRITE IN (MACHINE)</i>	<i>WRITE IN (ABSENTEE)</i>	<i>WRITE IN (AFFIDAVIT)</i>	<i>WRITE IN</i>	<i>UNDER / OVER VOTES</i>	<i>TOTAL VOTES CAST</i>
DEM	DEM	DEM						
31	2	417	1	0	0	1	121	418
14	1	241	0	0	0	0	84	241
12	1	217	0	1	0	1	72	218
7	1	110	0	0	0	0	36	110
21	1	208	0	0	0	0	66	208
13	0	213	1	0	0	1	59	214
7	0	171	0	2	0	2	85	173
9	0	163	1	0	0	1	59	164
114	6	1,740	3	3	0	6	582	1,746

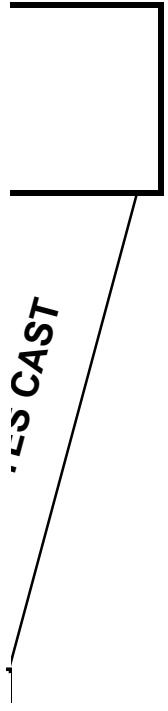
**ST. LAWRENCE COUNTY
GENERAL ELECTION
November 7, 2017**

<i>DISTRICT</i>	<i>MACHINE TURNOUT</i>	<i>ABSENTEE TURNOUT</i>	<i>AFFIDAVIT</i>	<i>TOTAL TURNOUT</i>	<i>VOTER REGISTRATION</i>	<i>% TURNOUT</i>	<i>Samuel D. Carbone, Jr. (MACLINTOCK)</i>
							DEM
Massena 1	499	37	3	539	1,135	47%	351
Massena 2	310	14	1	325	961	34%	198
Massena 3	270	19	1	290	868	33%	183
Massena 4	136	9	1	146	463	32%	91
Massena 5	246	26	2	274	934	29%	156
Massena 6	257	15	1	273	858	32%	179
Massena 7	246	12	0	258	737	35%	146
Massena 8	208	15	0	223	620	36%	135
TOTAL	2,172	147	9	2,328	6,576	35%	1,439

<i>MACHINE)</i>	<i>Samuel D. Carbone, Jr. (ABSENTEE)</i>	<i>Samuel D. Carbone, Jr. (AFFIDAVIT)</i>	<i>Samuel D. Carbone, Jr.</i>	<i>Albert Nicola (MACHINE)</i>	<i>Albert Nicola (ABSENTEE)</i>	<i>Albert Nicola (AFFIDAVIT)</i>	<i>Albert Nicola</i>	<i>Samuel D. Carbone, Jr. (MACHINE)</i>
DEM	DEM	DEM	DEM	DEM	DEM	DEM	DEM	WOR
22	1	374	378	28	1	407	39	
12	1	211	218	13	1	232	30	
10	0	193	201	9	1	211	23	
5	1	97	107	8	1	116	20	
18	1	175	179	16	1	196	21	
13	1	193	198	11	1	210	17	
5	0	151	162	8	0	170	24	
8	0	143	146	10	0	156	21	
93	5	1,537	1,589	103	6	1,698	195	

**MASSENA COUNCILMAN
VOTE FOR TWO**

<i>(MACHINE)</i>	<i>Samuel D. Carbone, Jr. (ABSENTEE)</i>	<i>Samuel D. Carbone, Jr. (AFFIDAVIT)</i>	<i>Samuel D. Carbone, Jr.</i>	<i>Samuel D. Carbone, Jr. TOTAL</i>	<i>WRITE IN (MACHINE)</i>	<i>WRITE IN (ABSENTEE)</i>	<i>WRITE IN (AFFIDAVIT)</i>	<i>WRITE IN</i>	<i>UNDER / OVER VOTES</i>	<i>TOTAL VOTES</i>
WOR	WOR	WOR								
3	0	42	416	3	5	0	8	247	831	
0	0	30	241	3	0	0	3	174	476	
0	0	23	216	3	2	0	5	148	432	
1	0	21	118	1	0	0	1	57	235	
0	0	21	196	4	0	0	4	152	396	
0	0	17	210	3	0	0	3	123	423	
1	0	25	176	1	2	0	3	167	349	
3	0	24	167	4	0	0	4	119	327	
8	0	203	1,740	22	9	0	31	1,187	3,469	



**ST. LAWRENCE COUNTY
GENERAL ELECTION
November 7, 2017**

<i>DISTRICT</i>	<i>MACHINE TURNOUT</i>	<i>ABSENTEE TURNOUT</i>	<i>AFFIDAVIT</i>	<i>TOTAL TURNOUT</i>	<i>VOTER REGISTRATION</i>	<i>% TURNOUT</i>	<i>Frank L. Putman (MACHINE)</i>	<i>Frank L. Putman (ABSENTEE)</i>
							REP	REP
Morristown 1	145	9	2	156	477	33%	108	6
Morristown 2	286	29	2	317	686	46%	228	22
TOTAL	431	38	4	473	1,163	41%	336	28

**MORRISTOWN TOWN SUPERVISOR
VOTE FOR ONE**

	ABSENTEE	Frank L. Putman (AFFIDAVIT)	Frank L. Putman	WRITE IN (MACHINE)	WRITE IN (ABSENTEE)	WRITE IN (AFFIDAVIT)	WRITE IN	UNDER / OVER VOTES	TOTAL VOTES CAST
REP	REP								
1	115	2	0	0	2	39	117		
2	252	5	0	0	5	60	257		
3	367	7	0	0	7	99	374		

**ST. LAWRENCE COUNTY
GENERAL ELECTION
November 7, 2017**

<i>DISTRICT</i>	<i>MACHINE TURNOUT</i>	<i>ABSENTEE TURNOUT</i>	<i>AFFIDAVIT</i>	<i>TOTAL TURNOUT</i>	<i>VOTER REGISTRATION</i>	<i>% TURNOUT</i>	<i>David J. Murray (MACHINE)</i>	<i>David J. Murray (ABSENTEE)</i>
							REP	REP
Morristown 1	145	9	2	156	477	33%	103	7
Morristown 2	286	29	2	317	686	46%	224	24
TOTAL	431	38	4	473	1,163	41%	327	31

MORRISTOWN TO
VOTE FOR ONE

REP	REP	BLK	BLK	BLK	BLK							
1	111	9	0	0	9	120	6	0	0	6	30	
1	249	14	2	0	16	265	20	1	1	22	30	
2	360	23	2	0	25	385	26	1	1	28	60	

WN CLERK

OVER VOTES
TOTAL VOTES CAST

126
287
413

**ST. LAWRENCE COUNTY
GENERAL ELECTION
November 7, 2017**

<i>DISTRICT</i>	<i>MACHINE TURNOUT</i>	<i>ABSENTEE TURNOUT</i>	<i>AFFIDAVIT</i>	<i>TOTAL TURNOUT</i>	<i>VOTER REGISTRATION</i>	<i>% TURNOUT</i>	<i>Dean Hoffman (MACHINE)</i>	<i>Dean Hoffman (ABSENTEE)</i>
							REP	REP
Morristown 1	145	9	2	156	477	33%	120	6
Morristown 2	286	29	2	317	686	46%	255	26
TOTAL	431	38	4	473	1,163	41%	375	32

**MORRISTOWN SUPERINTENDENT OF HIGHWAYS
VOTE FOR ONE**

ABSENTEE)	Dean Hoffman (AFFIDAVIT)	Dean Hoffman	WRITE IN (MACHINE)	WRITE IN (ABSENTEE)	WRITE IN (AFFIDAVIT)	WRITE IN	UNDER / OVER VOTES	TOTAL VOTES CAST
REP	REP							
1	127	0	0	0	0	0	29	127
2	283	0	0	0	0	0	34	283
3	410	0	0	0	0	0	63	410

**ST. LAWRENCE COUNTY
GENERAL ELECTION
November 7, 2017**

<i>DISTRICT</i>	<i>MACHINE TURNOUT</i>	<i>ABSENTEE TURNOUT</i>	<i>AFFIDAVIT</i>	<i>TOTAL TURNOUT</i>	<i>VOTER REGISTRATION</i>	<i>% TURNOUT</i>	<i>Lisa J. Whitmarsh (MACHINE)</i>	<i>Lisa J. Whitmarsh (ABSENTEE)</i>
							REP	REP
Morristown 1	145	9	2	156	477	33%	107	6
Morristown 2	286	29	2	317	686	46%	239	26
TOTAL	431	38	4	473	1,163	41%	346	32

MORRISTOWN TOWN JUSTICE
VOTE FOR ONE

REP	REP							
1	114	1	0	0	1	41	115	
2	267	3	0	0	3	47	270	
3	381	4	0	0	4	88	385	

ABSENTEE)
 Lisa J. Whitmarsh
 (AFFIDAVIT)
 Lisa J. Whitmarsh
 WRITE IN (MACHINE)
 WRITE IN (ABSENTEE)
 WRITE IN (AFFIDAVIT)
 WRITE IN
 UNDER / OVER VOTES
 TOTAL VOTES CAST

**ST. LAWRENCE COUNTY
GENERAL ELECTION
November 7, 2017**

<i>DISTRICT</i>	<i>MACHINE TURNOUT</i>	<i>ABSENTEE TURNOUT</i>	<i>AFFIDAVIT</i>	<i>TOTAL TURNOUT</i>	<i>VOTER REGISTRATION</i>	<i>% TURNOUT</i>	<i>Christopher Coffin (MACHINE)</i>	<i>Christopher Coffin (ABSENTEE)</i>
							DEM	DEM
Morristown 1	145	9	2	156	477	33%	57	5
Morristown 2	286	29	2	317	686	46%	145	17
TOTAL	431	38	4	473	1,163	41%	202	22

MORRISTOWN COUNCIL
VOTE FOR TWO

ABSENTEE	ABSENTEE	ABSENTEE	ABSENTEE	ABSENTEE	ABSENTEE	ABSENTEE	ABSENTEE	ABSENTEE	ABSENTEE	ABSENTEE	ABSENTEE	ABSENTEE
Christopher Coffin (AFFIDAVIT)	Christopher Coffin (AFFIDAVIT)	Christopher Coffin	Shawn R. Macaulay (MACHINE)	Shawn R. Macaulay (ABSENTEE)	Shawn R. Macaulay (AFFIDAVIT)	Shawn R. Macaulay	WRITE IN (MACHINE)	WRITE IN (ABSENTEE)	WRITE IN (AFFIDAVIT)	WRITE IN	UNDER / OVER VOTES	TOTAL VOTES
DEM	DEM	REP	REP	REP	REP							
0	62	105	5	1	111	0	0	0	0	139	173	
1	163	210	22	2	234	4	0	0	4	233	401	
1	225	315	27	3	345	4	0	0	4	372	574	

MAN

LES CAST

**ST. LAWRENCE COUNTY
GENERAL ELECTION
November 7, 2017**

<i>DISTRICT</i>	<i>MACHINE TURNOUT</i>	<i>ABSENTEE TURNOUT</i>	<i>AFFIDAVIT</i>	<i>TOTAL TURNOUT</i>	<i>VOTER REGISTRATION</i>	<i>% TURNOUT</i>	<i>Charles A. Pernice (MACHINE)</i>
							DEM
Norfolk 1	218	11	3	232	764	30%	151
Norfolk 2	224	18	3	245	954	26%	176
Norfolk 3	242	20	1	263	805	33%	189
TOTAL	684	49	7	740	2,523	29%	516

**NORFOLK SUPERVISOR
VOTE FOR ONE**

<i>Charles A. Pernice (ABSENTEE)</i>	<i>Charles A. Pernice (AFFIDAVIT)</i>	<i>Charles A. Pernice</i>	<i>WRITE IN (MACHINE)</i>	<i>WRITE IN (ABSENTEE)</i>	<i>WRITE IN (AFFIDAVIT)</i>	<i>WRITE IN</i>	<i>UNDER / OVER VOTES</i>	<i>TOTAL VOTES CAST</i>
DEM	DEM	DEM						
8	3	162	2	0	0	2	68	164
15	2	193	0	0	0	0	52	193
14	1	204	1	0	0	1	58	205
37	6	559	3	0	0	3	178	562

**ST. LAWRENCE COUNTY
GENERAL ELECTION
November 7, 2017**

<i>DISTRICT</i>	<i>MACHINE TURNOUT</i>	<i>ABSENTEE TURNOUT</i>	<i>AFFIDAVIT</i>	<i>TOTAL TURNOUT</i>	<i>VOTER REGISTRATION</i>	<i>% TURNOUT</i>	<i>Kathy M. Emlaw (MACHINE)</i>
							DEM
Norfolk 1	218	11	3	232	764	30%	177
Norfolk 2	224	18	3	245	954	26%	181
Norfolk 3	242	20	1	263	805	33%	210
TOTAL	684	49	7	740	2,523	29%	568

**NORFOLK TOWN CLERK
VOTE FOR ONE**

<i>Kathy M. Emlaw (ABSENTEE)</i>	<i>Kathy M. Emlaw (AFFIDAVIT)</i>	<i>Kathy M. Emlaw</i>	<i>WRITE IN (MACHINE)</i>	<i>WRITE IN (ABSENTEE)</i>	<i>WRITE IN (AFFIDAVIT)</i>	<i>WRITE IN</i>	<i>UNDER / OVER VOTES</i>	<i>TOTAL VOTES CAST</i>
DEM	DEM	DEM						
10	3	190	1	0	0	1	41	191
17	2	200	0	0	0	0	45	200
12	1	223	0	0	0	0	40	223
39	6	613	1	0	0	1	126	614

**ST. LAWRENCE COUNTY
GENERAL ELECTION
November 7, 2017**

<i>DISTRICT</i>	<i>MACHINE TURNOUT</i>	<i>ABSENTEE TURNOUT</i>	<i>AFFIDAVIT</i>	<i>TOTAL TURNOUT</i>	<i>VOTER REGISTRATION</i>	<i>% TURNOUT</i>	<i>Peter A. Darabon (MACHINE)</i>
							DEM
Norfolk 1	218	11	3	232	764	30%	196
Norfolk 2	224	18	3	245	954	26%	185
Norfolk 3	242	20	1	263	805	33%	211
TOTAL	684	49	7	740	2,523	29%	592

**NORFOLK SUPERINTENDENT OF HIGHWAYS
VOTE FOR ONE**

<i>Peter A. Darabon (ABSENTEE)</i>	<i>Peter A. Darabon (AFFIDAVIT)</i>	<i>Peter A. Darabon</i>	<i>WRITE IN (MACHINE)</i>	<i>WRITE IN (ABSENTEE)</i>	<i>WRITE IN (AFFIDAVIT)</i>	<i>WRITE IN</i>	<i>UNDER / OVER VOTES</i>	<i>TOTAL VOTES CAST</i>
DEM	DEM	DEM						
10	3	209	0	0	0	0	23	209
15	2	202	0	0	0	0	43	202
19	1	231	1	0	0	1	31	232
44	6	642	1	0	0	1	97	643

**ST. LAWRENCE COUNTY
GENERAL ELECTION
November 7, 2017**

<i>DISTRICT</i>	<i>MACHINE TURNOUT</i>	<i>ABSENTEE TURNOUT</i>	<i>AFFIDAVIT</i>	<i>TOTAL TURNOUT</i>	<i>VOTER REGISTRATION</i>	<i>% TURNOUT</i>	<i>Donald G. Lustyik (MACHINE)</i>
							REP
Norfolk 1	218	11	3	232	764	30%	172
Norfolk 2	224	18	3	245	954	26%	171
Norfolk 3	242	20	1	263	805	33%	195
TOTAL	684	49	7	740	2,523	29%	538

**NORFOLK TOWN JUSTICE
VOTE FOR ONE**

<i>REP</i>	<i>REP</i>	<i>REP</i>							
<i>Donald G. Lustyik (ABSENTEE)</i>	<i>Donald G. Lustyik (AFFIDAVIT)</i>	<i>Donald G. Lustyik</i>	<i>WRITE IN (MACHINE)</i>	<i>WRITE IN (ABSENTEE)</i>	<i>WRITE IN (AFFIDAVIT)</i>	<i>WRITE IN</i>	<i>UNDER / OVER VOTES</i>	<i>TOTAL VOTES CAST</i>	
9	2	183	0	0	0	0	49	183	
14	2	187	0	0	0	0	58	187	
13	1	209	0	0	0	0	54	209	
36	5	579	0	0	0	0	161	579	

**ST. LAWRENCE COUNTY
GENERAL ELECTION
November 7, 2017**

<i>DISTRICT</i>	<i>MACHINE TURNOUT</i>	<i>ABSENTEE TURNOUT</i>	<i>AFFIDAVIT</i>	<i>TOTAL TURNOUT</i>	<i>VOTER REGISTRATION</i>	<i>% TURNOUT</i>	<i>Jean Gang (MACHINE)</i>
							DEM
Norfolk 1	218	11	3	232	764	30%	152
Norfolk 2	224	18	3	245	954	26%	155
Norfolk 3	242	20	1	263	805	33%	184
TOTAL	684	49	7	740	2,523	29%	491

NORF
VOTE

<i>(MACHINE)</i>	<i>Jean Gang (ABSENTEE)</i>	<i>Jean Gang (AFFIDAVIT)</i>	<i>Jean Gang</i>	<i>Robert J. Harvey (MACHINE)</i>	<i>Robert J. Harvey (ABSENTEE)</i>	<i>Robert J. Harvey (AFFIDAVIT)</i>	<i>Robert J. Harvey</i>	<i>WRITE IN (MACHINE)</i>	<i>WRITE IN (MACHINE)</i>
DEM	DEM	DEM	DEM	DEM	DEM	DEM	DEM		
8	3	163	141	8	3	152	1	0	
11	2	168	155	15	2	172	0	0	
14	1	199	172	11	1	184	3	0	
33	6	530	468	34	6	508	4	0	

**OLK COUNCILMAN
FOR TWO**

ABSENTEE	WRITE IN (AFFIDAVIT)	WRITE IN	UNDER / OVER VOTES	TOTAL VOTES CAST
0	1	148	316	
0	0	150	340	
0	3	140	386	
0	4	438	1,042	

**ST. LAWRENCE COUNTY
GENERAL ELECTION
November 7, 2017**

<i>DISTRICT</i>	<i>MACHINE TURNOUT</i>	<i>ABSENTEE TURNOUT</i>	<i>AFFIDAVIT</i>	<i>TOTAL TURNOUT</i>	<i>VOTER REGISTRATION</i>	<i>% TURNOUT</i>	<i>Alfred J. Nichols (MACHINE)</i>
							REP
Oswegatchie 1	354	27	0	381	1,126	34%	216
Oswegatchie 2	263	19	1	283	948	30%	180
Oswegatchie 3	182	11	2	195	434	45%	102
TOTAL	799	57	3	859	2,508	34%	498

<i>Alfred J. Nichols (ABSENTEE)</i>	<i>Alfred J. Nichols (AFFIDAVIT)</i>	<i>Alfred J. Nichols</i>	<i>Alfred J. Nichols (MACHINE)</i>	<i>Alfred J. Nichols (ABSENTEE)</i>	<i>Alfred J. Nichols (AFFIDAVIT)</i>	<i>Alfred J. Nichols</i>	<i>Alfred J. Nichols</i>
REP	REP	REP	CON	CON	CON	CON	
17	0	233	53	0	0	53	286
13	1	194	41	4	0	45	239
7	0	109	13	0	0	13	122
37	1	536	107	4	0	111	647

**OSWEGATCHIE SUPERVISOR
VOTE FOR ONE**

TOTAL	WRITE IN (MACHINE)	WRITE IN (ABSENTEE)	WRITE IN (AFFIDAVIT)	WRITE IN	UNDER / OVER VOTES	TOTAL VOTES CAST
37	4	0	41	54	327	
2	2	0	4	40	243	
34	2	1	37	36	159	
73	8	1	82	130	729	

**ST. LAWRENCE COUNTY
GENERAL ELECTION
November 7, 2017**

<i>DISTRICT</i>	<i>MACHINE TURNOUT</i>	<i>ABSENTEE TURNOUT</i>	<i>AFFIDAVIT</i>	<i>TOTAL TURNOUT</i>	<i>VOTER REGISTRATION</i>	<i>% TURNOUT</i>	<i>Vicki Thornhill (MAYOR)</i>
							REP
Oswegatchie 1	354	27	0	381	1,126	34%	299
Oswegatchie 2	263	19	1	283	948	30%	222
Oswegatchie 3	182	11	2	195	434	45%	165
TOTAL	799	57	3	859	2,508	34%	686

**OSWEGATCHIE TOWN CLERK
VOTE FOR ONE**

<i>Vicki Thornhill (MACHINE)</i>	<i>Vicki Thornhill (ABSENTEE)</i>	<i>Vicki Thornhill (AFFIDAVIT)</i>	<i>Vicki Thornhill</i>	<i>WRITE IN (MACHINE)</i>	<i>WRITE IN (ABSENTEE)</i>	<i>WRITE IN (AFFIDAVIT)</i>	<i>WRITE IN</i>	<i>UNDER / OVER VOTES</i>	<i>TOTAL VOTES CAST</i>
REP	REP	REP							
23	0	322	1	0	0	1	58	323	
18	1	241	0	1	0	1	41	242	
9	1	175	1	0	0	1	19	176	
50	2	738	2	1	0	3	118	741	

**ST. LAWRENCE COUNTY
GENERAL ELECTION
November 7, 2017**

<i>DISTRICT</i>	<i>MACHINE TURNOUT</i>	<i>ABSENTEE TURNOUT</i>	<i>AFFIDAVIT</i>	<i>TOTAL TURNOUT</i>	<i>VOTER REGISTRATION</i>	<i>% TURNOUT</i>	<i>Karl W. Coughler (MACHINE)</i>
							REP
Oswegatchie 1	354	27	0	381	1,126	34%	247
Oswegatchie 2	263	19	1	283	948	30%	181
Oswegatchie 3	182	11	2	195	434	45%	138
TOTAL	799	57	3	859	2,508	34%	566

**OSWEGATCHIE S
VOTE FOR ONE**

<i>Karl W. Cougler (ABSENTEE)</i>	<i>Karl W. Cougler (AFFIDAVIT)</i>	<i>Karl W. Cougler</i>	<i>Karl W. Cougler (MACHINE)</i>	<i>Karl W. Cougler (ABSENTEE)</i>	<i>Karl W. Cougler (AFFIDAVIT)</i>	<i>Karl W. Cougler</i>	<i>Karl W. Cougler</i>
REP	REP	REP	CON	CON	CON	CON	
21	0	268	58	0	0	58	326
13	1	195	42	4	0	46	241
11	1	150	14	0	0	14	164
45	2	613	114	4	0	118	731

UPERINTENDENT OF HIGHWAYS

TOTAL	WRITE IN (MACHINE)	WRITE IN (ABSENTEE)	WRITE IN (AFFIDAVIT)	WRITE IN	UNDER / OVER VOTES	TOTAL VOTES CAST
2	0	0	2	53	328	
0	1	0	1	41	242	
1	0	0	1	30	165	
3	1	0	4	124	735	

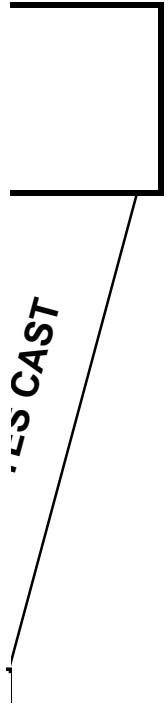
**ST. LAWRENCE COUNTY
GENERAL ELECTION
November 7, 2017**

<i>DISTRICT</i>	<i>MACHINE TURNOUT</i>	<i>ABSENTEE TURNOUT</i>	<i>AFFIDAVIT</i>	<i>TOTAL TURNOUT</i>	<i>VOTER REGISTRATION</i>	<i>% TURNOUT</i>	<i>Lindsey Coughler-Borick (MAYOR)</i>
							REP
Oswegatchie 1	354	27	0	381	1,126	34%	230
Oswegatchie 2	263	19	1	283	948	30%	154
Oswegatchie 3	182	11	2	195	434	45%	124
TOTAL	799	57	3	859	2,508	34%	508

<i>Lindsey Cougler-Bouchey (MACHINE)</i>	<i>Lindsey Cougler-Bouchey (ABSENTEE)</i>	<i>Lindsey Cougler-Bouchey (AFFIDAVIT)</i>	<i>Lindsey Cougler-Bouchey</i>	<i>Matthew Robert Denner Sr. (MACHINE)</i>	<i>Matthew Robert Denner Sr. (ABSENTEE)</i>	<i>Matthew Robert Denner Sr. (AFFIDAVIT)</i>	<i>Matthew Robert Denner Sr.</i>	<i>Lindsey Cougler-Bouchey (MACHINE)</i>
REP	REP	REP	REP	REP	REP	REP	REP	CON
19	0	249	243	20	0	263	52	
12	1	167	190	16	1	207	40	
9	1	134	132	8	1	141	12	
40	2	550	565	44	2	611	104	

**OSWEGATCHIE TOWN JUSTICE
VOTE FOR TWO**

Lindsey Cougler-Bouchey (MACHINE)	Lindsey Cougler-Bouchey (ABSENTEE)	Lindsey Cougler-Bouchey (AFFIDAVIT)	Lindsey Cougler-Bouchey	Lindsey Cougler-Bouchey TOTAL	WRITE IN (MACHINE)	WRITE IN (ABSENTEE)	WRITE IN (AFFIDAVIT)	WRITE IN	UNDER / OVER VOTES	TOTAL VOTES
CON	CON	CON								
0	0	52	301	2	0	0	2	511	251	
4	0	44	211	0	2	0	2	397	169	
0	0	12	146	0	0	0	0	256	134	
4	0	108	658	2	2	0	4	1,164	554	



**ST. LAWRENCE COUNTY
GENERAL ELECTION
November 7, 2017**

<i>DISTRICT</i>	<i>MACHINE TURNOUT</i>	<i>ABSENTEE TURNOUT</i>	<i>AFFIDAVIT</i>	<i>TOTAL TURNOUT</i>	<i>VOTER REGISTRATION</i>	<i>% TURNOUT</i>	<i>Michael G. Stoner (MACHINE)</i>
							REP
Oswegatchie 1	354	27	0	381	1,126	34%	248
Oswegatchie 2	263	19	1	283	948	30%	195
Oswegatchie 3	182	11	2	195	434	45%	137
TOTAL	799	57	3	859	2,508	34%	580

<i>Michael G. Stoner (ABSENTEE)</i>	<i>Michael G. Stoner (AFFIDAVIT)</i>	<i>Michael G. Stoner</i>	<i>Kenneth A. Wilson (MACHINE)</i>	<i>Kenneth A. Wilson (ABSENTEE)</i>	<i>Kenneth A. Wilson (AFFIDAVIT)</i>	<i>Kenneth A. Wilson</i>	<i>WRITE IN (MACHINE)</i>	<i>WRITE IN (MACHINE)</i>
REP	REP	REP	REP	REP	REP	REP		
21	0	269	257	19	0	276	0	0
16	0	211	185	17	0	202	0	2
9	1	147	121	9	1	131	2	0
46	1	627	563	45	1	609	2	2

**REGATCHIE COUNCILMAN
FOR TWO**

ABSENTEE	WRITE IN (AFFIDAVIT)	WRITE IN	UNDER / OVER VOTES	TOTAL VOTES CAST
0	0	217	545	
0	2	151	415	
0	2	110	280	
0	4	478	1,240	

**ST. LAWRENCE COUNTY
GENERAL ELECTION
November 7, 2017**

<i>DISTRICT</i>	<i>MACHINE TURNOUT</i>	<i>ABSENTEE TURNOUT</i>	<i>AFFIDAVIT</i>	<i>TOTAL TURNOUT</i>	<i>VOTER REGISTRATION</i>	<i>% TURNOUT</i>	<i>Rodney G. Votra (MACHINE)</i>
							REP
Parishville 1	283	23	4	310	516	60%	177
Parishville 2	414	40	7	461	811	57%	264
TOTAL	697	63	11	771	1,327	58%	441

**PARISHVILLE SUPERVISOR
VOTE FOR ONE**

<i>RODNEY G. VOTRA (ABSENTEE)</i>	<i>RODNEY G. VOTRA (AFFIDAVIT)</i>	<i>RODNEY G. VOTRA</i>	<i>WRITE IN (MACHINE)</i>	<i>WRITE IN (ABSENTEE)</i>	<i>WRITE IN (AFFIDAVIT)</i>	<i>WRITE IN</i>	<i>UNDER / OVER VOTES</i>	<i>TOTAL VOTES CAST</i>
REP	REP	REP						
12	3	192	51	5	1	57	61	249
22	4	290	65	7	1	73	98	363
34	7	482	116	12	2	130	159	612

**ST. LAWRENCE COUNTY
GENERAL ELECTION
November 7, 2017**

<i>DISTRICT</i>	<i>MACHINE TURNOUT</i>	<i>ABSENTEE TURNOUT</i>	<i>AFFIDAVIT</i>	<i>TOTAL TURNOUT</i>	<i>VOTER REGISTRATION</i>	<i>% TURNOUT</i>	<i>Connie L. Maguire (MACHINE)</i>
							REP
Parishville 1	283	23	4	310	516	60%	239
Parishville 2	414	40	7	461	811	57%	353
TOTAL	697	63	11	771	1,327	58%	592

**PARISHVILLE TOWN CLERK
VOTE FOR ONE**

<i>Connie L. Maguire (ABSENTEE)</i>	<i>Connie L. Maguire (AFFIDAVIT)</i>	<i>Connie L. Maguire</i>	<i>WRITE IN (MACHINE)</i>	<i>WRITE IN (ABSENTEE)</i>	<i>WRITE IN (AFFIDAVIT)</i>	<i>WRITE IN</i>	<i>UNDER / OVER VOTES</i>	<i>TOTAL VOTES CAST</i>
REP	REP	REP						
19	3	261	2	0	0	2	47	263
32	4	389	1	0	0	1	71	390
51	7	650	3	0	0	3	118	653

**ST. LAWRENCE COUNTY
GENERAL ELECTION
November 7, 2017**

<i>DISTRICT</i>	<i>MACHINE TURNOUT</i>	<i>ABSENTEE TURNOUT</i>	<i>AFFIDAVIT</i>	<i>TOTAL TURNOUT</i>	<i>VOTER REGISTRATION</i>	<i>% TURNOUT</i>	<i>Steven Hart (MACH...)</i>
							DEM
Parishville 1	283	23	4	310	516	60%	118
Parishville 2	414	40	7	461	811	57%	198
TOTAL	697	63	11	771	1,327	58%	316

<i>Machine</i>	<i>Steven Hart (ABSENTEE)</i>	<i>Steven Hart (AFFIDAVIT)</i>	<i>Steven Hart</i>	<i>Patrick Remington (MACHINE)</i>	<i>Patrick Remington (ABSENTEE)</i>	<i>Patrick Remington (AFFIDAVIT)</i>	<i>Patrick Remington</i>	<i>Steven Hart (MACHINE)</i>
DEM	DEM	DEM	REP	REP	REP	REP	REP	BLK
14	3	135	137	6	1	144	13	
24	2	224	177	14	2	193	26	
38	5	359	314	20	3	337	39	

PARISHVILL
VOTE FOR C

<i>(MACHINE)</i>	<i>Steven Hart (ABSENTEE)</i>	<i>Steven Hart (AFFIDAVIT)</i>	<i>Steven Hart</i>	<i>Patrick Remington (MACHINE)</i>	<i>Patrick Remington (ABSENTEE)</i>	<i>Patrick Remington (AFFIDAVIT)</i>	<i>Patrick Remington</i>	<i>Steven Hart TOTAL</i>	<i>Patrick Remington TOTAL</i>
BLK	BLK	BLK	BLK	BLK	BLK	BLK	BLK		
3	0	16	9	0	0	9	151	153	
0	1	27	10	0	0	10	251	203	
3	1	43	19	0	0	19	402	356	

**THE SUPERINTENDENT OF HIGHWAYS
ONE**

TOTAL	WRITE IN (MACHINE)	WRITE IN (ABSENTEE)	WRITE IN (AFFIDAVIT)	WRITE IN	UNDER / OVER VOTES	TOTAL VOTES CAST
2	0	0	2	4	306	
2	0	0	2	5	456	
4	0	0	4	9	762	

**ST. LAWRENCE COUNTY
GENERAL ELECTION
November 7, 2017**

<i>DISTRICT</i>	<i>MACHINE TURNOUT</i>	<i>ABSENTEE TURNOUT</i>	<i>AFFIDAVIT</i>	<i>TOTAL TURNOUT</i>	<i>VOTER REGISTRATION</i>	<i>% TURNOUT</i>	<i>Tom Demo</i>
							DEM
Parishville 1	283	23	4	310	516	60%	130
Parishville 2	414	40	7	461	811	57%	180
TOTAL	697	63	11	771	1,327	58%	310

<i>Reid</i>	<i>Tom Demo (MACHINE)</i>	<i>Tom Demo (ABSENTEE)</i>	<i>Tom Demo (AFFIDAVIT)</i>	<i>Tom Demo</i>	<i>Cassie M. Hayes (MACHINE)</i>	<i>Cassie M. Hayes (ABSENTEE)</i>	<i>Cassie M. Hayes (AFFIDAVIT)</i>	<i>Cassie M. Hayes</i>	<i>Conrad D. Cook (MACHINE)</i>	<i>Conrad D. Cook (ABSENTEE)</i>	<i>Conrad D. Cook (AFFIDAVIT)</i>
BLK	BLK	BLK	BLK	BLK	BLK	BLK	BLK	BLK	BLK	BLK	BLK
14	1	0	15	44	2	0	46	16	0	0	
25	1	0	26	54	10	1	65	13	0	0	
39	2	0	41	98	12	1	111	29	0	0	

PARISHVILLE COU
VOTE FOR TWO

<i>AFFIDAVIT)</i>	<i>Conrad D. Cook</i>	<i>Corey L. Sheldon (MACHINE)</i>	<i>Corey L. Sheldon (ABSENTEE)</i>	<i>Corey L. Sheldon (AFFIDAVIT)</i>	<i>Corey L. Sheldon</i>	<i>Tom Demo TOTAL</i>	<i>Conrad D. Cook TOTAL</i>	<i>Corey Sheldon TOTAL</i>	<i>WRITE IN (MACHINE)</i>	<i>WRITE IN (ABSENTEE)</i>	<i>WRITE IN (AFFIDAVIT)</i>	<i>WRITE IN</i>
BLK	BLK	BLK	BLK	BLK								
16	11	2	1	14	155	186	158	1	0			1
13	21	3	0	24	228	273	221	2	0			2
29	32	5	1	38	383	459	379	3	0	0		3

INCILMAN

<i>UNDER / OVER VOTES</i>	<i>TOTAL VOTES CAST</i>
278	342
419	503
697	845

**ST. LAWRENCE COUNTY
GENERAL ELECTION
November 7, 2017**

<i>DISTRICT</i>	<i>MACHINE TURNOUT</i>	<i>ABSENTEE TURNOUT</i>	<i>AFFIDAVIT</i>	<i>TOTAL TURNOUT</i>	<i>VOTER REGISTRATION</i>	<i>% TURNOUT</i>	<i>Neil W. Pickering (MACHINE)</i>
							DEM
Piercefield 1	87	5	1	93	189	49%	52
TOTAL	87	5	1	93	189	49%	52

**PIERCEFIELD SUPERVISOR
VOTE FOR ONE**

<i>Neil W. Pickering (ABSENTEE)</i>	<i>Neil W. Pickering (AFFIDAVIT)</i>	<i>Neil W. Pickering</i>	<i>WRITE IN (MACHINE)</i>	<i>WRITE IN (ABSENTEE)</i>	<i>WRITE IN (AFFIDAVIT)</i>	<i>WRITE IN</i>	<i>UNDER / OVER VOTES</i>	<i>TOTAL VOTES CAST</i>
DEM	DEM	DEM						
3	1	56	4	0	0	4	33	60
3	1	56	4	0	0	4	33	60

**ST. LAWRENCE COUNTY
GENERAL ELECTION
November 7, 2017**

<i>DISTRICT</i>	<i>MACHINE TURNOUT</i>	<i>ABSENTEE TURNOUT</i>	<i>AFFIDAVIT</i>	<i>TOTAL TURNOUT</i>	<i>VOTER REGISTRATION</i>	<i>% TURNOUT</i>	<i>Donald G. Mauer (MACHINE)</i>
							REP
Piercefield 1	87	5	1	93	189	49%	54
TOTAL	87	5	1	93	189	49%	54

**PIERCEFIELD TOWN CLERK
VOTE FOR ONE**

<i>REP</i>	<i>REP</i>	<i>REP</i>							
<i>4</i>	<i>0</i>	<i>58</i>	<i>0</i>	<i>0</i>	<i>0</i>	<i>0</i>	<i>0</i>	<i>35</i>	<i>58</i>
<i>4</i>	<i>0</i>	<i>58</i>	<i>0</i>	<i>0</i>	<i>0</i>	<i>0</i>	<i>0</i>	<i>35</i>	<i>58</i>

**ST. LAWRENCE COUNTY
GENERAL ELECTION
November 7, 2017**

**PIERC
VOTE**

<i>DISTRICT</i>	<i>MACHINE TURNOUT</i>	<i>ABSENTEE TURNOUT</i>	<i>AFFIDAVIT</i>	<i>TOTAL TURNOUT</i>	<i>VOTER REGISTRATION</i>	<i>% TURNOUT</i>	<i>WRITE IN (MACHINE)</i>	<i>WRITE IN (PAPER)</i>
Piercefield 1	87	5	1	93	189	49%	6	0
TOTAL	87	5	1	93	189	49%	6	0

**DEFIELD TOWN JUSTICE
FOR ONE**

ABSENTEE	WRITE IN (AFFIDAVIT)	WRITE IN	UNDER / OVER VOTES	TOTAL VOTES CAST
0	6	87	6	6
0	6	87	6	6

Leonard Young 4

**ST. LAWRENCE COUNTY
GENERAL ELECTION
November 7, 2017**

<i>DISTRICT</i>	<i>MACHINE TURNOUT</i>	<i>ABSENTEE TURNOUT</i>	<i>AFFIDAVIT</i>	<i>TOTAL TURNOUT</i>	<i>VOTER REGISTRATION</i>	<i>% TURNOUT</i>	<i>Amy LaLonde (MACHINE)</i>	<i>Amy LaLonde (ARCR.)</i>
							DEM	DEM
Piercefield 1	87	5	1	93	189	49%	72	2
TOTAL	87	5	1	93	189	49%	72	2

ABSENTEE)	Amy LaLonde (AFFIDAVIT)	Amy LaLonde	John S. Lewis (MACHINE)	John S. Lewis (ABSENTEE)	John S. Lewis (AFFIDAVIT)	John S. Lewis	Brian J. Bradley (MACHINE)	Brian J. Bradley (ABSENTEE)	Brian J. Bradley (AFFIDAVIT)	Brian J. Bradley	Marvin R. Pickering, Jr. (MACHINE)	Marvin R. Pickering, Jr. (ABSENTEE)	Marvin R. Pickering, Jr.
DEM	DEM	DEM	DEM	DEM	DEM	DEM	REP	REP	REP	REP	REP	REP	REP
1	75	52	1	1	54	15	1	0	16	25	5	0	0
1	75	52	1	1	54	15	1	0	16	25	5	0	0

**PIERCEFIELD COUNCILMAN
VOTE FOR TWO**

	Marvin R. Pickering, Jr. (AFFIDAVIT)	WRITE IN (MACHINE)	WRITE IN (ABSENTEE)	WRITE IN (AFFIDAVIT)	WRITE IN	UNDER / OVER VOTES	TOTAL VOTES CAST
REP							
30	0	0	0	0	0	11	175
30	0	0	0	0	0	11	175

**ST. LAWRENCE COUNTY
GENERAL ELECTION
November 7, 2017**

<i>DISTRICT</i>	<i>MACHINE TURNOUT</i>	<i>ABSENTEE TURNOUT</i>	<i>AFFIDAVIT</i>	<i>TOTAL TURNOUT</i>	<i>VOTER REGISTRATION</i>	<i>% TURNOUT</i>	<i>Brad Filiatrault (MACHINE)</i>
							REP
Pierrepoint 1	367	20	2	389	987	39%	228
Pierrepoint 2	308	15	8	331	764	43%	188
TOTAL	675	35	10	720	1,751	41%	416

<i>Brad Filiatraut (ABSENTEE)</i>	<i>Brad Filiatraut (AFFIDAVIT)</i>	<i>Brad Filiatraut</i>	<i>Brad Filiatraut (MACHINE)</i>	<i>Brad Filiatraut (ABSENTEE)</i>	<i>Brad Filiatraut (AFFIDAVIT)</i>	<i>Brad Filiatraut</i>	<i>Brad Filiatraut Total</i>
REP	REP	REP	CON	CON	CON	CON	
11	0	239	49	5	1	55	294
11	3	202	41	2	1	44	246
22	3	441	90	7	2	99	540

**PIERREPONT TOWN JUSTICE
VOTE FOR ONE**

TOTAL	WRITE IN (MACHINE)	WRITE IN (ABSENTEE)	WRITE IN (AFFIDAVIT)	WRITE IN	UNDER / OVER VOTES	TOTAL VOTES CAST
0	0	0	0	0	95	294
0	0	0	0	0	85	246
0	0	0	0	0	180	540

**ST. LAWRENCE COUNTY
GENERAL ELECTION
November 7, 2017**

<i>DISTRICT</i>	<i>MACHINE TURNOUT</i>	<i>ABSENTEE TURNOUT</i>	<i>AFFIDAVIT</i>	<i>TOTAL TURNOUT</i>	<i>VOTER REGISTRATION</i>	<i>% TURNOUT</i>	<i>Dahl R. McCormick</i>
							REP
Pierrepoint 1	367	20	2	389	987	39%	203
Pierrepoint 2	414	40	7	461	764	60%	179
TOTAL	781	60	9	850	1,751	49%	382

Dahl R. McCormick (MACHINE)	REP	10	0	213	256	14	0	270	CON	45	4	1	50	263	1
Dahl R. McCormick (ABSENTEE)	REP	12	0	191	199	14	2	215	CON	35	0	2	37	228	1
Dahl R. McCormick (AFFIDAVIT)	REP	22	0	404	455	28	2	485	CON	80	4	3	87	491	2
Dahl R. McCormick	REP								CON						
Roger Murray (MACHINE)	REP								CON						
Roger Murray (ABSENTEE)	REP								CON						
Roger Murray (AFFIDAVIT)	REP								CON						
Roger Murray	REP								CON						
Dahl R. McCormick (MACHINE)	REP								CON						
Dahl R. McCormick (ABSENTEE)	REP								CON						
Dahl R. McCormick (AFFIDAVIT)	REP								CON						
Dahl R. McCormick	REP								CON						
Dahl R. McCormick TOTAL	REP								CON						
WRITE IN	REP								CON						

**PIERREPONT COUNCILMAN
VOTE FOR TWO**

BY (MACHINE)	WRITE IN (ABSENTEE)	WRITE IN (AFFIDAVIT)	WRITE IN	UNDER / OVER VOTES	TOTAL VOTES CAST
0	0	1	244	534	
0	0	1	478	444	
0	0	2	722	978	

**ST. LAWRENCE COUNTY
GENERAL ELECTION
November 7, 2017**

<i>DISTRICT</i>	<i>MACHINE TURNOUT</i>	<i>ABSENTEE TURNOUT</i>	<i>AFFIDAVIT</i>	<i>TOTAL TURNOUT</i>	<i>VOTER REGISTRATION</i>	<i>% TURNOUT</i>	<i>Clyde (Sam) Frank, Jr. (MACHINE)</i>
							REP
Pitcairn 1	190	7	1	198	478	41%	146
TOTAL	190	7	1	198	478	41%	146

**PITCAIRN SUPERVISOR
VOTE FOR ONE**

Clyde (Sam) Frank, Jr. (ABSENTEE)	Clyde (Sam) Frank, Jr. (AFFIDAVIT)	Clyde (Sam) Frank, Jr.	WRITE IN (MACHINE)	WRITE IN (ABSENTEE)	WRITE IN (AFFIDAVIT)	WRITE IN	UNDER / OVER VOTES	TOTAL VOTES CAST
REP	REP	REP						
4	0	150	1	0	0	1	47	151
4	0	150	1	0	0	1	47	151

**ST. LAWRENCE COUNTY
GENERAL ELECTION
November 7, 2017**

<i>DISTRICT</i>	<i>MACHINE TURNOUT</i>	<i>ABSENTEE TURNOUT</i>	<i>AFFIDAVIT</i>	<i>TOTAL TURNOUT</i>	<i>VOTER REGISTRATION</i>	<i>% TURNOUT</i>	<i>Rebecca J. Moore (MACHINE)</i>
							REP
Pitcairn 1	190	7	1	198	478	41%	155
TOTAL	190	7	1	198	478	41%	155

**PITCAIRN TOWN CLERK
VOTE FOR ONE**

<i>Rebecca J. Moore (ABSENTEE)</i>	<i>Rebecca J. Moore (AFFIDAVIT)</i>	<i>Rebecca J. Moore</i>	<i>WRITE IN (MACHINE)</i>	<i>WRITE IN (ABSENTEE)</i>	<i>WRITE IN (AFFIDAVIT)</i>	<i>WRITE IN</i>	<i>UNDER / OVER VOTES</i>	<i>TOTAL VOTES CAST</i>
REP	REP	REP						
6	0	161	0	0	0	0	37	161
6	0	161	0	0	0	0	37	161

**ST. LAWRENCE COUNTY
GENERAL ELECTION
November 7, 2017**

<i>DISTRICT</i>	<i>MACHINE TURNOUT</i>	<i>ABSENTEE TURNOUT</i>	<i>AFFIDAVIT</i>	<i>TOTAL TURNOUT</i>	<i>VOTER REGISTRATION</i>	<i>% TURNOUT</i>	<i>Jerry McIntosh (MACHINE)</i>
							DEM
Pitcairn 1	190	7	1	198	478	41%	110
TOTAL	190	7	1	198	478	41%	110

**PITCAIRN SUPERIN
VOTE FOR ONE**

<i>Jerry McIntosh (ABSENTEE)</i>	<i>Jerry McIntosh (AFFIDAVIT)</i>	<i>Jerry McIntosh</i>	<i>G. Morris Hart (MACHINE)</i>	<i>G. Morris Hart (ABSENTEE)</i>	<i>G. Morris Hart (AFFIDAVIT)</i>	<i>G. Morris Hart</i>	<i>WRITE IN (MACHINE)</i>	<i>WRITE IN (MACHINE)</i>
DEM	DEM	DEM	REP	REP	REP	REP		
2	1	113	75	4	0	79	0	0
2	1	113	75	4	0	79	0	0

TENDENT OF HIGHWAYS

ABSENTEE	WRITE IN (AFFIDAVIT)	WRITE IN	UNDER / OVER VOTES	TOTAL VOTES CAST
0	0	6	192	
0	0	6	192	

**ST. LAWRENCE COUNTY
GENERAL ELECTION
November 7, 2017**

<i>DISTRICT</i>	<i>MACHINE TURNOUT</i>	<i>ABSENTEE TURNOUT</i>	<i>AFFIDAVIT</i>	<i>TOTAL TURNOUT</i>	<i>VOTER REGISTRATION</i>	<i>% TURNOUT</i>	<i>James Manchester (MACHINE)</i>
							DEM
Pitcairn 1	190	7	1	198	478	41%	144
TOTAL	190	7	1	198	478	41%	144

**PITCAIRN TOWN JUSTICE
VOTE FOR ONE**

<i>James Manchester (ABSENTEE)</i>	<i>James Manchester (AFFIDAVIT)</i>	<i>James Manchester</i>	<i>WRITE IN (MACHINE)</i>	<i>WRITE IN (ABSENTEE)</i>	<i>WRITE IN (AFFIDAVIT)</i>	<i>WRITE IN</i>	<i>UNDER / OVER VOTES</i>	<i>TOTAL VOTES CAST</i>
DEM	DEM	DEM						
2	1	147	0	0	0	0	51	147
2	1	147	0	0	0	0	51	147

**ST. LAWRENCE COUNTY
GENERAL ELECTION
November 7, 2017**

<i>DISTRICT</i>	<i>MACHINE TURNOUT</i>	<i>ABSENTEE TURNOUT</i>	<i>AFFIDAVIT</i>	<i>TOTAL TURNOUT</i>	<i>VOTER REGISTRATION</i>	<i>% TURNOUT</i>	<i>Dora McIntosh (R)</i>
							DEM
Pitcairn 1	190	7	1	198	478	41%	131
TOTAL	190	7	1	198	478	41%	131

<i>(MACHINE)</i>	<i>Dora McIntosh (ABSENTEE)</i>	<i>Dora McIntosh (AFFIDAVIT)</i>	<i>Dora McIntosh</i>	<i>Paul Jackson (MACHINE)</i>	<i>Paul Jackson (ABSENTEE)</i>	<i>Paul Jackson (AFFIDAVIT)</i>	<i>Paul Jackson</i>	<i>WRITE IN (MACHINE)</i>	<i>WRITE IN (MACHINE)</i>
DEM	DEM	DEM	DEM	DEM	DEM	DEM	DEM		
2	0	133	137	2	1	140	0	0	
2	0	133	137	2	1	140	0	0	

**WIRN COUNCILMAN
FOR TWO**

ABSENTEE	WRITE IN (AFFIDAVIT)	WRITE IN	UNDER / OVER VOTES	TOTAL VOTES CAST
0	0	123	273	
0	0	123	273	

**ST. LAWRENCE COUNTY
GENERAL ELECTION
November 7, 2017**

<i>DISTRICT</i>	<i>MACHINE TURNOUT</i>	<i>ABSENTEE TURNOUT</i>	<i>AFFIDAVIT</i>	<i>TOTAL TURNOUT</i>	<i>VOTER REGISTRATION</i>	<i>% TURNOUT</i>	<i>James A. Mason (MACHINE)</i>
							DEM
Potsdam 1	307	9	1	317	807	39%	234
Potsdam 2	281	17	2	300	761	39%	214
Potsdam 3	189	12	2	203	649	31%	141
Potsdam 4	290	15	3	308	930	33%	231
Potsdam 5	260	19	1	280	801	35%	205
Potsdam 6	237	5	1	243	899	27%	205
Potsdam 7	266	24	1	291	705	41%	210
Potsdam 8	374	14	2	390	949	41%	281
TOTAL	2,204	115	13	2,332	6,501	36%	1,721

**POTSDAM TOWN JUSTICE
VOTE FOR ONE**

<i>James A. Mason (ABSENTEE)</i>	<i>James A. Mason (AFFIDAVIT)</i>	<i>James A. Mason</i>	<i>WRITE IN (MACHINE)</i>	<i>WRITE IN (ABSENTEE)</i>	<i>WRITE IN (AFFIDAVIT)</i>	<i>WRITE IN</i>	<i>UNDER / OVER VOTES</i>	<i>TOTAL VOTES CAST</i>
DEM	DEM	DEM						
7	1	242	1	0	0	1	74	243
13	1	228	2	0	0	2	70	230
9	1	151	0	0	0	0	52	151
7	3	241	1	0	0	1	66	242
14	1	220	0	0	0	0	60	220
4	0	209	1	0	0	1	33	210
19	1	230	0	0	0	0	61	230
12	2	295	0	1	0	1	94	296
85	10	1,816	5	1	0	6	510	1,822

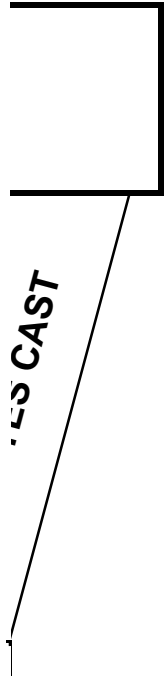
**ST. LAWRENCE COUNTY
GENERAL ELECTION
November 7, 2017**

<i>DISTRICT</i>	<i>MACHINE TURNOUT</i>	<i>ABSENTEE TURNOUT</i>	<i>AFFIDAVIT</i>	<i>TOTAL TURNOUT</i>	<i>VOTER REGISTRATION</i>	<i>% TURNOUT</i>	<i>Judith Rich (Machi...</i>
							DEM
Potsdam 1	307	9	1	317	807	39%	212
Potsdam 2	281	17	2	300	761	39%	168
Potsdam 3	189	12	2	203	649	31%	104
Potsdam 4	290	15	3	308	930	33%	203
Potsdam 5	260	19	1	280	801	35%	190
Potsdam 6	237	5	1	243	899	27%	186
Potsdam 7	266	24	1	291	705	41%	200
Potsdam 8	374	14	2	390	949	41%	251
TOTAL	2,204	115	13	2,332	6,501	36%	1,514

<i>Judith Rich (MACHINE)</i>	<i>Judith Rich (ABSENTEE)</i>	<i>Judith Rich (AFFIDAVIT)</i>	<i>Judith Rich</i>	<i>Sarah Lister (MACHINE)</i>	<i>Sarah Lister (ABSENTEE)</i>	<i>Sarah Lister (AFFIDAVIT)</i>	<i>Sarah Lister</i>	<i>Sarah Lister (MACHINE)</i>
DEM	DEM	DEM	DEM	DEM	DEM	DEM	DEM	WOR
9	1	222	187	7	0	194	18	
10	1	179	149	7	1	157	24	
9	1	114	95	8	1	104	11	
8	2	213	167	7	3	177	22	
15	1	206	168	14	1	183	24	
2	0	188	157	2	0	159	27	
17	1	218	179	17	1	197	23	
8	1	260	223	10	1	234	26	
78	8	1,600	1,325	72	8	1,405	175	

**POTSDAM COUNCILMAN
VOTE FOR TWO**

<i>(MACHINE)</i>	<i>Sarah Lister (ABSENTEE)</i>	<i>Sarah Lister (AFFIDAVIT)</i>	<i>Sarah Lister</i>	<i>Sarah Lister TOTAL</i>	<i>WRITE IN (MACHINE)</i>	<i>WRITE IN (ABSENTEE)</i>	<i>WRITE IN (AFFIDAVIT)</i>	<i>WRITE IN</i>	<i>UNDER / OVER VOTES</i>	<i>TOTAL VOTES</i>
WOR	WOR	WOR								
0	0	18	212	4	0	0	4	196	438	
1	0	25	182	5	0	0	5	234	366	
0	0	11	115	1	0	0	1	176	230	
0	0	22	199	4	0	0	4	200	416	
0	0	24	207	1	0	0	1	146	414	
1	0	28	187	3	0	0	3	108	378	
0	0	23	220	7	0	0	7	137	445	
0	1	27	261	3	0	0	3	256	524	
2	1	178	1,583	28	0	0	28	1,453	3,211	



**ST. LAWRENCE COUNTY
GENERAL ELECTION
November 7, 2017**

<i>DISTRICT</i>	<i>MACHINE TURNOUT</i>	<i>ABSENTEE TURNOUT</i>	<i>AFFIDAVIT</i>	<i>TOTAL TURNOUT</i>	<i>VOTER REGISTRATION</i>	<i>% TURNOUT</i>	<i>Harry E. Turnbull (MACHINE)</i>
							REP
Rossie 1	134	3	0	137	396	35%	116
TOTAL	134	3	0	137	396	35%	116

**ROSSIE SUPERVISOR
VOTE FOR ONE**

<i>Harry E. Turnbull (ABSENTEE)</i>	<i>Harry E. Turnbull (AFFIDAVIT)</i>	<i>Harry E. Turnbull</i>	<i>WRITE IN (MACHINE)</i>	<i>WRITE IN (ABSENTEE)</i>	<i>WRITE IN (AFFIDAVIT)</i>	<i>WRITE IN</i>	<i>UNDER / OVER VOTES</i>	<i>TOTAL VOTES CAST</i>
REP	REP	REP						
2		118	0	0		0	19	118
2	0	118	0	0	0	0	19	118

**ST. LAWRENCE COUNTY
GENERAL ELECTION
November 7, 2017**

<i>DISTRICT</i>	<i>MACHINE TURNOUT</i>	<i>ABSENTEE TURNOUT</i>	<i>AFFIDAVIT</i>	<i>TOTAL TURNOUT</i>	<i>VOTER REGISTRATION</i>	<i>% TURNOUT</i>	<i>Lynn A. DeCondo (MACHINE)</i>
							REP
Rossie 1	134	3	0	137	396	35%	123
TOTAL	134	3	0	137	396	35%	123

**ROSSIE TOWN CLERK
VOTE FOR ONE**

<i>Lynn A. DeCondo (ABSENTEE)</i>	<i>Lynn A. DeCondo (AFFIDAVIT)</i>	<i>Lynn A. DeCondo</i>	<i>WRITE IN (MACHINE)</i>	<i>WRITE IN (ABSENTEE)</i>	<i>WRITE IN (AFFIDAVIT)</i>	<i>WRITE IN</i>	<i>UNDER / OVER VOTES</i>	<i>TOTAL VOTES CAST</i>
REP	REP	REP						
1		124	0	0		0	13	124
1	0	124	0	0	0	0	13	124

**ST. LAWRENCE COUNTY
GENERAL ELECTION
November 7, 2017**

<i>DISTRICT</i>	<i>MACHINE TURNOUT</i>	<i>ABSENTEE TURNOUT</i>	<i>AFFIDAVIT</i>	<i>TOTAL TURNOUT</i>	<i>VOTER REGISTRATION</i>	<i>% TURNOUT</i>	<i>Alwin H. Fleming (MACHINE)</i>
							REP
Rossie 1	134	3	0	137	396	35%	111
TOTAL	134	3	0	137	396	35%	111

**ROSSIE SUPERINTENDENT OF HIGHWAYS
VOTE FOR ONE**

<i>Alwin H. Fleming (ABSENTEE)</i>	<i>Alwin H. Fleming (AFFIDAVIT)</i>	<i>Alwin H. Fleming</i>	<i>WRITE IN (MACHINE)</i>	<i>WRITE IN (ABSENTEE)</i>	<i>WRITE IN (AFFIDAVIT)</i>	<i>WRITE IN</i>	<i>UNDER / OVER VOTES</i>	<i>TOTAL VOTES CAST</i>
REP	REP	REP						
1		112	2	0		2	23	114
1	0	112	2	0	0	2	23	114

**ST. LAWRENCE COUNTY
GENERAL ELECTION
November 7, 2017**

<i>DISTRICT</i>	<i>MACHINE TURNOUT</i>	<i>ABSENTEE TURNOUT</i>	<i>AFFIDAVIT</i>	<i>TOTAL TURNOUT</i>	<i>VOTER REGISTRATION</i>	<i>% TURNOUT</i>	<i>Rebecca Cole-Manners (MACHINE)</i>
							DEM
Rossie 1	134	3	0	137	396	35%	32
TOTAL	134	3	0	137	396	35%	32

ROSS
VOTE

<i>Rebecca Cole-Manners (MACHINE)</i>	<i>Rebecca Cole-Manners (ABSENTEE)</i>	<i>Rebecca Cole-Manners (AFFIDAVIT)</i>	<i>Rebecca Cole-Manners</i>	<i>Philip J. Gentile (MACHINE)</i>	<i>Philip J. Gentile (ABSENTEE)</i>	<i>Philip J. Gentile (AFFIDAVIT)</i>	<i>Philip J. Gentile</i>	<i>WRITE IN (MACHINE)</i>	<i>WRITE IN (MACHINE)</i>
DEM	DEM	DEM	REP	REP	REP				
1		33	96	1		97	0	0	0
1	0	33	96	1	0	97	0	0	0

**THE TOWN JUSTICE
FOR ONE**

(ABSENTEE)	WRITE IN (AFFIDAVIT)	WRITE IN	UNDER / OVER VOTES	TOTAL VOTES CAST
		0	7	130
0	0	0	7	130

**ST. LAWRENCE COUNTY
GENERAL ELECTION
November 7, 2017**

<i>DISTRICT</i>	<i>MACHINE TURNOUT</i>	<i>ABSENTEE TURNOUT</i>	<i>AFFIDAVIT</i>	<i>TOTAL TURNOUT</i>	<i>VOTER REGISTRATION</i>	<i>% TURNOUT</i>	<i>Mollie M. M. Jenne-Ph...</i> <i>(MAGI)</i>
							DEM
Rossie 1	134	3	0	137	396	35%	50
TOTAL	134	3	0	137	396	35%	50

<i>Mollie M. M. Jenne-Phalen (MACHINE)</i>	<i>Mollie M. M. Jenne-Phalen (ABSENTEE)</i>	<i>Mollie M. M. Jenne-Phalen (AFFIDAVIT)</i>	<i>Mollie M. M. Jenne-Phalen</i>	<i>David G. Maloy (MACHINE)</i>	<i>David G. Maloy (ABSENTEE)</i>	<i>David G. Maloy (AFFIDAVIT)</i>	<i>David G. Maloy</i>	<i>WRITE IN (MACHINE)</i>	<i>WRITE IN (MACHINE)</i>
DEM	DEM	DEM	REP	REP	REP	REP			
2	0	52	104	1	0	105	3	0	
2	0	52	104	1	0	105	3	0	

**THE COUNCILMAN
FOR TWO**

ABSENTEE	WRITE IN (AFFIDAVIT)	WRITE IN	UNDER / OVER VOTES	TOTAL VOTES CAST
0	3	114	160	
0	3	114	160	

**ST. LAWRENCE COUNTY
GENERAL ELECTION
November 7, 2017**

<i>DISTRICT</i>	<i>MACHINE TURNOUT</i>	<i>ABSENTEE TURNOUT</i>	<i>AFFIDAVIT</i>	<i>TOTAL TURNOUT</i>	<i>VOTER REGISTRATION</i>	<i>% TURNOUT</i>	<i>Michael J. Perry (MACHINE)</i>
							DEM
Russell 1	511	11	1	523	1,131	46%	205
TOTAL	511	11	1	523	1,131	46%	205

<i>(MACHINE)</i>	<i>Michael J. Perry (ABSENTEE)</i>	<i>Michael J. Perry (AFFIDAVIT)</i>	<i>Michael J. Perry</i>	<i>Timothy White (MACHINE)</i>	<i>Timothy White (ABSENTEE)</i>	<i>Timothy White (AFFIDAVIT)</i>	<i>Timothy White</i>	<i>Timothy White (MACHINE)</i>	<i>Timothy White (ABSENTEE)</i>	<i>Timothy White (AFFIDAVIT)</i>
DEM	DEM	DEM	REP	REP	REP	REP	CON	CON	CON	CON
3	0	208	221	7	0	228	39	1	0	0
3	0	208	221	7	0	228	39	1	0	0

**RUSSELL SUPERV
VOTE FOR ONE**

<i>AFFIDAVIT</i>	<i>Timothy White</i>	<i>Michael J. Perry (MACHINE)</i>	<i>Michael J. Perry (ABSENTEE)</i>	<i>Michael J. Perry (AFFIDAVIT)</i>	<i>Michael J. Perry</i>	<i>Michael J. Perry TOTAL</i>	<i>Timothy White TOTAL</i>	<i>WRITE IN (MACHINE)</i>	<i>WRITE IN (ABSENTEE)</i>	<i>WRITE IN (AFFIDAVIT)</i>	<i>WRITE IN</i>
CON	BLK	BLK	BLK	BLK							
40	15	0	0	15	223	268	0	0	0	0	
40	15	0	0	15	223	268	0	0	0	0	

ISOR

<i>UNDER / OVER VOTES</i>		<i>TOTAL VOTES CAST</i>	
32		491	
32		491	

**ST. LAWRENCE COUNTY
GENERAL ELECTION
November 7, 2017**

<i>DISTRICT</i>	<i>MACHINE TURNOUT</i>	<i>ABSENTEE TURNOUT</i>	<i>AFFIDAVIT</i>	<i>TOTAL TURNOUT</i>	<i>VOTER REGISTRATION</i>	<i>% TURNOUT</i>	<i>Tess L. Eells</i>
							DEM
Russell 1	511	11	1	523	1,131	46%	241
TOTAL	511	11	1	523	1,131	46%	241

<i>Tess L. Eells (MACHINE)</i>											
<i>Tess L. Eells (ABSENTEE)</i>											
<i>Tess L. Eells (AFFIDAVIT)</i>											
<i>Tess L. Eells</i>											
<i>Tess L. Eells (MACHINE)</i>											
<i>Tess L. Eells (ABSENTEE)</i>											
<i>Tess L. Eells (AFFIDAVIT)</i>											
<i>Tess L. Eells</i>											
<i>Tess L. Eells TOTAL</i>											
<i>WRITE IN (MACHINE)</i>											
<i>WRITE IN (ABSENTEE)</i>											
<i>WRITE IN (AFFIDAVIT)</i>											
DEM	DEM	DEM	REP	REP	REP	REP					
5	1	247	219	6	0	225	472	0	0	0	0
5	1	247	219	6	0	225	472	0	0	0	0

OWN CLERK
ONE

AFFIDAVIT)	WRITE IN	UNDER / OVER VOTES	TOTAL VOTES CAST
	0	51	472
	0	51	472

**ST. LAWRENCE COUNTY
GENERAL ELECTION
November 7, 2017**

<i>DISTRICT</i>	<i>MACHINE TURNOUT</i>	<i>ABSENTEE TURNOUT</i>	<i>AFFIDAVIT</i>	<i>TOTAL TURNOUT</i>	<i>VOTER REGISTRATION</i>	<i>% TURNOUT</i>	<i>Larry White (R)</i>
							DEM
Russell 1	511	11	1	523	1,131	46%	319
TOTAL	511	11	1	523	1,131	46%	319

**RUSSELL SUPERINTENDENT C
VOTE FOR ONE**

<i>Maurice (Mike) Solon (AFFIDAVIT)</i>	<i>Maurice (Mike) Solon</i>	<i>Larry White (MACHINE)</i>	<i>Larry White (ABSENTEE)</i>	<i>Larry White (AFFIDAVIT)</i>	<i>Larry White</i>	<i>Larry White TOTAL</i>	<i>Maurice (Mike) Solon TOTAL</i>	<i>WRITE IN (MACHINE)</i>	<i>WRITE IN (ABSENTEE)</i>	<i>WRITE IN (AFFIDAVIT)</i>	<i>WRITE IN</i>
IND	BLK	BLK	BLK	BLK							
17	19	0	0	19	348	167	0	0	0	0	0
17	19	0	0	19	348	167	0	0	0	0	0

OF HIGHWAYS

<i>UNDER / OVER VOTES</i>	<i>TOTAL VOTES CAST</i>
8	515
8	515

**ST. LAWRENCE COUNTY
GENERAL ELECTION
November 7, 2017**

<i>DISTRICT</i>	<i>MACHINE TURNOUT</i>	<i>ABSENTEE TURNOUT</i>	<i>AFFIDAVIT</i>	<i>TOTAL TURNOUT</i>	<i>VOTER REGISTRATION</i>	<i>% TURNOUT</i>	<i>Terry Friot (M.A.)</i>
							DEM
Russell 1	511	11	1	523	1,131	46%	220
TOTAL	511	11	1	523	1,131	46%	220

RUSSELL T
VOTE FOR C

<i>Terry Friot (MACHINE)</i>	<i>Terry Friot (ABSENTEE)</i>	<i>Terry Friot (AFFIDAVIT)</i>	<i>Terry Friot</i>	<i>Terry Friot (MACHINE)</i>	<i>Terry Friot (ABSENTEE)</i>	<i>Terry Friot (AFFIDAVIT)</i>	<i>Terry Friot</i>	<i>Terry FriotTOTAL</i>	<i>WRITE IN (MACHINE)</i>	<i>WRITE IN (ABSENTEE)</i>	<i>WRITE IN (AFFIDAVIT)</i>
DEM	DEM	DEM	REP	REP	REP	REP					
4	1	225	205	6	0	211	436	0	0	0	0
4	1	225	205	6	0	211	436	0	0	0	0

**OWN JUSTICE
ONE**

WRITE IN	UNDER / OVER VOTES	TOTAL VOTES CAST
0	87	436
0	87	436

**ST. LAWRENCE COUNTY
GENERAL ELECTION
November 7, 2017**

<i>DISTRICT</i>	<i>MACHINE TURNOUT</i>	<i>ABSENTEE TURNOUT</i>	<i>AFFIDAVIT</i>	<i>TOTAL TURNOUT</i>	<i>VOTER REGISTRATION</i>	<i>% TURNOUT</i>	<i>Tomorrah Nezezo</i>
							DEM
Russell 1	511	11	1	523	1,131	46%	225
TOTAL	511	11	1	523	1,131	46%	225

Tomorrah Nezezon Averill (MACHINE)	Tomorrah Nezezon Averill (ABSENTEE)	Tomorrah Nezezon Averill (AFFIDAVIT)	Tomorrah Nezezon Averill	Sandra Burnham (MACHINE)	Sandra Burnham (ABSENTEE)	Sandra Burnham (AFFIDAVIT)	Sandra Burnham	E. Dave Whiteford (MACHINE)	E. Dave Whiteford (ABSENTEE)	E. Dave Whiteford (AFFIDAVIT)
DEM	DEM	DEM	DEM	DEM	DEM	DEM	DEM	REP	REP	REP
5	1	231	307	9	1	317	252	7	0	0
5	1	231	307	9	1	317	252	7	0	0

REP	BLK	BLK	BLK	BLK	BLK	BLK	BLK	BLK	BLK	
259	24	0	0	24	28	0	0	28	255	<i>E. Dave Whiteford</i>
259	24	0	0	24	28	0	0	28	255	<i>Tomorra Nezezon Averill (MACHINE)</i>
										<i>Tomorra Nezezon Averill (ABSENTEE)</i>
										<i>Tomorra Nezezon Averill (AFFIDAVIT)</i>
										<i>Tomorra Nezezon Averill</i>
										<i>Sandra Burnham (MACHINE)</i>
										<i>Sandra Burnham (ABSENTEE)</i>
										<i>Sandra Burnham (AFFIDAVIT)</i>
										<i>Sandra Burnham</i>
										<i>Tomorra Nezezon</i>

**RUSSELL COUNCILMAN
VOTE FOR TWO**

Wendell Averill TOTAL	Sandra Burnham TOTAL	WRITE IN (MACHINE)	WRITE IN (ABSENTEE)	WRITE IN (AFFIDAVIT)	WRITE IN	UNDER / OVER VOTES	TOTAL VOTES CAST
345	0	0	0	0	0	187	859
345	0	0	0	0	0	187	859

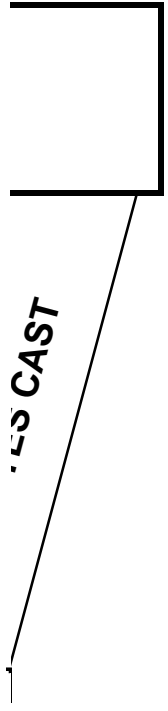
**ST. LAWRENCE COUNTY
GENERAL ELECTION
November 7, 2017**

<i>DISTRICT</i>	<i>MACHINE TURNOUT</i>	<i>ABSENTEE TURNOUT</i>	<i>AFFIDAVIT</i>	<i>TOTAL TURNOUT</i>	<i>VOTER REGISTRATION</i>	<i>% TURNOUT</i>	<i>Bobbie Jo Thayer Sweeney (M.A.)</i>
							DEM
Stockholm 1	332	8	2	342	887	39%	58
Stockholm 2	265	8	5	278	771	36%	58
Stockholm 3	147	11	0	158	464	34%	39
TOTAL	744	27	7	778	2,122	37%	155

<i>(MACHINE)</i>	<i>Bobbie Jo Thayer Sweeney (ABSENTEE)</i>	<i>Bobbie Jo Thayer Sweeney (AFFIDAVIT)</i>	<i>Bobbie Jo Thayer Sweeney</i>	<i>Wayne G. Williams (MACHINE)</i>	<i>Wayne G. Williams (ABSENTEE)</i>	<i>Wayne G. Williams(AFFIDAVIT)</i>	<i>Wayne G. Williams</i>	<i>Wayne G. Williams (MACHINE)</i>
DEM	DEM	DEM	REP	REP	REP	REP	REP	CON
1	0	59	223	6	1	230	33	
2	1	61	160	5	1	166	33	
2	0	41	87	5	0	92	19	
5	1	161	470	16	2	488	85	

**STOCKHOLM TOWN JUSTICE
VOTE FOR ONE**

<i>Wayne G. Williams (ABSENTEE)</i>	<i>Wayne G. Williams(AFFIDAVIT)</i>	<i>Wayne G. Williams</i>	<i>Wayne G. Williams TOTAL</i>	<i>WRITE IN (MACHINE)</i>	<i>WRITE IN (ABSENTEE)</i>	<i>WRITE IN (AFFIDAVIT)</i>	<i>WRITE IN</i>	<i>UNDER / OVER VOTES</i>	<i>TOTAL VOTES</i>
CON	CON	CON							
1	0	34	264	0	0	0	0	19	323
1	2	36	202	0	0	0	0	15	263
4	0	23	115	0	0	0	0	2	156
6	2	93	581	0	0	0	0	36	742



**ST. LAWRENCE COUNTY
GENERAL ELECTION
November 7, 2017**

<i>DISTRICT</i>	<i>MACHINE TURNOUT</i>	<i>ABSENTEE TURNOUT</i>	<i>AFFIDAVIT</i>	<i>TOTAL TURNOUT</i>	<i>VOTER REGISTRATION</i>	<i>% TURNOUT</i>	<i>Robert J. McCuin (MACHINE)</i>
							DEM
Stockholm 1	332	8	2	342	887	39%	172
Stockholm 2	265	8	5	278	771	36%	195
Stockholm 3	147	11	0	158	464	34%	85
TOTAL	744	27	7	778	2,122	37%	452

STOC
VOTE

<i>Machine</i>	<i>Robert J. McCuin (ABSENTEE)</i>	<i>Robert J. McCuin (AFFIDAVIT)</i>	<i>Robert J. McCuin</i>	<i>Matthew P. White (MACHINE)</i>	<i>Matthew P. White (ABSENTEE)</i>	<i>Matthew P. White (AFFIDAVIT)</i>	<i>Matthew P. White</i>	<i>WRITE IN (MACHINE)</i>	<i>WRITE IN (MACHINE)</i>
	DEM	DEM	DEM	REP	REP	REP	REP		
5	0	177	210	4	1	215	1	0	
7	2	204	160	4	1	165	0	0	
8	0	93	94	3	0	97	0	0	
20	2	474	464	11	2	477	1	0	

**KHOLM COUNCILMAN
FOR TWO**

ABSENTEE	WRITE IN (AFFIDAVIT)	WRITE IN	UNDER / OVER VOTES	TOTAL VOTES CAST
0	1	291	393	
0	0	187	369	
0	0	126	190	
0	1	604	952	

**ST. LAWRENCE COUNTY
GENERAL ELECTION
November 7, 2017**

<i>DISTRICT</i>	<i>MACHINE TURNOUT</i>	<i>ABSENTEE TURNOUT</i>	<i>AFFIDAVIT</i>	<i>TOTAL TURNOUT</i>	<i>VOTER REGISTRATION</i>	<i>% TURNOUT</i>	<i>Alex V. Hammond (MACHINE)</i>	<i>Alex V. Hammond (ABSENTEE)</i>	<i>Alex V. Hammond (AFFIDAVIT)</i>	<i>Alex V. Hammond</i>	<i>Sandra R. Wright (MACHINE)</i>	<i>Sandra R. Wright (ABSENTEE)</i>	<i>Sandra R. Wright (AFFIDAVIT)</i>	<i>Sandra R. Wright</i>	<i>Alex V. Hammond (MACHINE)</i>	<i>Alex V. Hammond (ABSENTEE)</i>
							DEM	DEM	DEM	DEM	REP	REP	REP	REP	BLK	BLK
Waddington 1	391	36	0	427	672	64%	225	11	0	236	134	24	0	158	15	1
Waddington 2	471	28	1	500	873	57%	210	10	0	220	232	14	1	247	15	2
TOTAL	862	64	1	927	1,545	60%	435	21	0	456	366	38	1	405	30	3

**WADDINGTON SUPERVISOR
VOTE FOR ONE**

<i>Alex V. Hammond (AFFIDAVIT)</i>	<i>Alex V. Hammond (MACHINE)</i>	<i>Sandra R. Wright (AFFIDAVIT)</i>	<i>Sandra R. Wright (MACHINE)</i>	<i>WRITE IN (MACHINE)</i>	<i>WRITE IN (AFFIDAVIT)</i>	<i>WRITE IN</i>	<i>UNDER / OVER VOTES</i>	<i>TOTAL VOTES CAST</i>
0	16	11	0	0	0	0	6	421
0	17	10	1	0	0	0	5	495
0	33	21	1	0	0	0	11	916

**ST. LAWRENCE COUNTY
GENERAL ELECTION
November 7, 2017**

<i>DISTRICT</i>	<i>MACHINE TURNOUT</i>	<i>ABSENTEE TURNOUT</i>	<i>AFFIDAVIT</i>	<i>TOTAL TURNOUT</i>	<i>VOTER REGISTRATION</i>	<i>% TURNOUT</i>	<i>Carol A. Burns (MACHINE)</i>	<i>Carol A. Burns (ABSENTEE)</i>	<i>Carol A. Burns(AFFIDAVIT)</i>	<i>Carol A. Burns</i>	<i>WRITE IN</i>
							DEM	DEM	DEM	DEM	
Waddington 1	391	36	0	427	672	64%	297	30	0	327	0
Waddington 2	471	28	1	500	873	57%	338	25	1	364	0
TOTAL	862	64	1	927	1,545	60%	635	55	1	691	0

**WADDINGTON TOWN CLERK
VOTE FOR ONE**

BY (MACHINE)	WRITE IN (ABSENTEE)	WRITE IN (AFFIDAVIT)	WRITE IN	UNDER / OVER VOTES	TOTAL VOTES CAST
0	0	0	100	327	
0	0	0	136	364	
0	0	0	236	691	

**ST. LAWRENCE COUNTY
GENERAL ELECTION
November 7, 2017**

<i>DISTRICT</i>	<i>MACHINE TURNOUT</i>	<i>ABSENTEE TURNOUT</i>	<i>AFFIDAVIT</i>	<i>TOTAL TURNOUT</i>	<i>VOTER REGISTRATION</i>	<i>% TURNOUT</i>	<i>Robert J. Dalton (MACHINE)</i>	<i>Robert J. Dalton (ABSENTEE)</i>	<i>Robert J. Dalton (AFFIDAVIT)</i>	<i>Robert J. Dalton</i>	<i>David L. Putney (MACHINE)</i>	<i>David L. Putney (ABSENTEE)</i>	<i>David L. Putney (AFFIDAVIT)</i>	<i>David L. Putney</i>	<i>David L. Putney (MACHINE)</i>
							DEM	DEM	DEM	DEM	REP	REP	REP	REP	CON/BLK
Waddington 1	391	36	0	427	672	64%	179	22	0	201	164	7	0	171	36
Waddington 2	471	28	1	500	873	57%	205	12	1	218	216	13	0	229	32
TOTAL	862	64	1	927	1,545	60%	384	34	1	419	380	20	0	400	68

**WADDINGTON SUPERINTENDENT OF HIGHWAYS
VOTE FOR ONE**

<i>WRITE IN (MACHINE)</i>	<i>David L. Putney (ABSENTEE)</i>	<i>David L. Putney (AFFIDAVIT)</i>	<i>David L. Putney</i>	<i>Robert J. Dalton (MACHINE)</i>	<i>Robert J. Dalton (ABSENTEE)</i>	<i>Robert J. Dalton (AFFIDAVIT)</i>	<i>Robert J. Dalton</i>	<i>Robert J. Dalton TOTAL</i>	<i>David L. Putney TOTAL</i>	<i>WRITE IN (MACHINE)</i>	<i>WRITE IN (ABSENTEE)</i>	<i>WRITE IN (AFFIDAVIT)</i>	<i>WRITE IN</i>	<i>UNDER / OVER VOTES</i>	<i>TOTAL VOTES CAST</i>
CON/BLK	CON/BLK	CON/BLK	BLK	BLK	BLK	BLK									
2	0	38	9	4	0	13	214	209	0	0	0	0	0	4	423
2	0	34	6	1	0	7	225	263	0	0	0	0	0	12	488
4	0	72	15	5	0	20	439	472	0	0	0	0	0	16	911

**ST. LAWRENCE COUNTY
GENERAL ELECTION
November 7, 2017**

<i>DISTRICT</i>	<i>MACHINE TURNOUT</i>	<i>ABSENTEE TURNOUT</i>	<i>AFFIDAVIT</i>	<i>TOTAL TURNOUT</i>	<i>VOTER REGISTRATION</i>	<i>% TURNOUT</i>	<i>Scott R. Loomis (MACHINE)</i>	<i>Scott R. Loomis (ABSENTEE)</i>	<i>Scott R. Loomis (AFFIDAVIT)</i>	<i>Scott R. Loomis</i>	<i>Shaun L. Prentice (MACHINE)</i>
							REP	REP	REP	REP	REP
Waddington 1	391	36	0	427	672	64%	294	26	0	320	268
Waddington 2	471	28	1	500	873	57%	356	26	1	383	310
TOTAL	862	64	1	927	1,545	60%	650	52	1	703	578

**WADDINGTON COUNCILMAN
VOTE FOR TWO**

<i>Machine</i>	<i>Shaun L. Prentice (ABSENTEE)</i>	<i>Shaun L. Prentice (AFFIDAVIT)</i>	<i>Shaun L. Prentice</i>	<i>WRITE IN (MACHINE)</i>	<i>WRITE IN (ABSENTEE)</i>	<i>WRITE IN (AFFIDAVIT)</i>	<i>WRITE IN</i>	<i>UNDER / OVER VOTES</i>	<i>TOTAL VOTES CAST</i>
REP	REP	REP							
30	0	298	2	0	0	2	234	620	
21	1	332	0	0	0	0	285	715	
51	1	630	2	0	0	2	519	1,335	

**ST. LAWRENCE COUNTY
GENERAL ELECTION
November 7, 2017**

DISTRICT	MACHINE TURNOUT	ABSENTEE TURNOUT	AFFIDAVIT	TOTAL TURNOUT	VOTER REGISTRATION	% TURNOUT	Nichole L. Kennedy (MAJORITY)
							DEM
Ogdensburg 1	256	11	4	271	808	34%	129
Ogdensburg 2	250	10	3	263	916	29%	137
Ogdensburg 3	366	13	1	380	1,022	37%	202
Ogdensburg 4	294	11	3	308	906	34%	162
Ogdensburg 5	257	20	2	279	864	32%	143
Ogdensburg 6	297	26	3	326	854	38%	164
TOTAL	1,720	91	16	1,827	5,370	34%	937

<i>Nichole L. Kennedy (MACHINE)</i>	<i>Nichole L. Kennedy (ABSENTEE)</i>	<i>Nichole L. Kennedy (AFFIDAVIT)</i>	<i>Nichole L. Kennedy</i>	<i>Daniel Skamperle (MACHINE)</i>	<i>Daniel Skamperle (ABSENTEE)</i>	<i>Daniel Skamperle (AFFIDAVIT)</i>	<i>Daniel Skamperle</i>	<i>Michael Weaver (MACHINE)</i>	<i>Michael Weaver (ABSENTEE)</i>	<i>Michael Weaver (AFFIDAVIT)</i>	<i>Michael Wea...</i>
DEM	DEM	DEM	DEM	DEM	DEM	DEM	DEM	DEM	DEM	DEM	DEM
6	0	135	138	8	2	148	58	6	1	65	
8	1	146	138	6	0	144	59	2	0	61	
7	1	210	187	5	1	193	95	4	0	99	
6	1	169	163	4	0	167	66	2	0	68	
13	0	156	133	9	1	143	59	9	1	69	
11	2	177	155	14	0	169	68	9	0	77	
51	5	993	914	46	4	964	405	32	2	439	

<i>Shaver</i>	<i>Ismene Nina Maravegias (MACHINE)</i>	<i>Ismene Nina Maravegias (ABSENTEE)</i>	<i>Ismene Nina Maravegias (AFFIDAVIT)</i>	<i>Ismene Nina Maravegias</i>	<i>Shawn Robert Shaver (MACHINE)</i>	<i>Shawn Robert Shaver (ABSENTEE)</i>	<i>Shawn Robert Shaver (AFFIDAVIT)</i>	<i>Shawn Robert Shaver</i>	<i>Daniel Skamperle (MACHINE)</i>	<i>Daniel Skamperle (ABSENTEE)</i>	<i>Daniel Skamperle (AFFIDAVIT)</i>
REP	REP	REP	REP	REP	REP	REP	REP	CON	CON	CON	
98	3	2	103	129	5	1	135	64	0	1	
72	0	0	72	109	4	2	115	53	4	1	
136	5	1	142	159	7	0	166	73	2	0	
97	5	2	104	149	6	3	158	61	2	0	
93	3	1	97	126	8	1	135	52	1	1	
106	9	0	115	142	8	3	153	67	6	2	
602	25	6	633	814	38	10	862	370	15	5	

<i>(AFFIDAVIT)</i>	<i>Daniel Skamperle</i>	<i>Ismene Nina Maravegias (MACHINE)</i>	<i>Ismene Nina Maravegias (ABSENTEE)</i>	<i>Ismene Nina Maravegias (AFFIDAVIT)</i>	<i>Ismene Nina Maravegias</i>	<i>Shawn Robert Shaver (MACHINE)</i>	<i>Shawn Robert Shaver (ABSENTEE)</i>	<i>Shawn Robert Shaver (AFFIDAVIT)</i>	<i>Shawn Robert Shaver</i>	<i>Dan Skamperle TOTAL</i>	<i>Ismene Nina M-</i>
CON	CON	CON	CON	CON	CON	CON	CON	CON	CON		
65	23	1	0	24	28	0	0	28	213	127	
58	32	2	1	35	45	4	1	50	202	107	
75	48	1	0	49	59	3	0	62	268	191	
63	31	2	0	33	43	2	0	45	230	137	
54	23	1	0	24	50	1	0	51	197	121	
75	33	2	0	35	48	5	0	53	244	150	
390	190	9	1	200	273	15	1	289	1,354	833	

**OGDENSBURG CITY COUNCILLOR
VOTE FOR THREE**

Shawn Robert Shaver TOTAL	WRITE IN (MACHINE)	WRITE IN (ABSENTEE)	WRITE IN (AFFIDAVIT)	WRITE IN	UNDER / OVER VOTES	TOTAL VOTES CAST
163	0	0	0	0	110	703
165	3	0	0	3	105	684
228	12	0	0	12	132	1,008
203	2	0	0	2	115	809
186	1	0	0	1	107	730
206	0	0	0	0	124	854
1,151	18	0	0	18	693	4,788

**ST. LAWRENCE COUNTY
GENERAL ELECTION
November 7, 2017**

<i>DISTRICT</i>	<i>MACHINE TURNOUT</i>	<i>ABSENTEE TURNOUT</i>	<i>AFFIDAVIT</i>	<i>TOTAL TURNOUT</i>	<i>VOTER REGISTRATION</i>	<i>% TURNOUT</i>	<i>YES (Machine)</i>
Ogdensburg 1	256	11	4	271	808	34%	140
Ogdensburg 2	250	10	3	263	916	29%	131
Ogdensburg 3	366	13	1	380	1022	37%	241
Ogdensburg 4	294	11	3	308	906	34%	173
Ogdensburg 5	257	20	2	279	864	32%	146
Ogdensburg 6	297	26	3	326	854	38%	198
TOTAL	1720	91	16	1827	5370	34%	1,029

PROPOS
VOTE FC

<i>NO (Machine)</i>	<i>YES (Absentee)</i>	<i>NO (Absentee)</i>	<i>YES (Affidavit)</i>	<i>NO (Affidavit)</i>	<i>YES TOTAL</i>	<i>NO TOTAL</i>	<i>UNDER / OVER 1/2</i>
78	7	2	2	1	149	81	41
95	3	4	1	2	135	101	27
99	10	2	0	0	251	101	28
102	8	1	2	1	183	104	21
85	13	4	1	0	160	89	30
81	13	10	0	2	211	93	22
540	54	23	6	6	1,089	569	169

**SITION FOUR
OR ONE**

VOTES

TOTAL VOTES CAST

230
236
352
287
249
304
1,658

**ST. LAWRENCE COUNTY
GENERAL ELECTION
November 7, 2017**

<i>DISTRICT</i>	<i>MACHINE TURNOUT</i>	<i>ABSENTEE TURNOUT</i>	<i>AFFIDAVIT</i>	<i>TOTAL TURNOUT</i>	<i>VOTER REGISTRATION</i>	<i>% TURNOUT</i>	<i>Michael E. Dalton (MACHINE)</i>
							DEM
Canton 1	400	26	2	428	795	54%	279
Canton 3	312	42	3	357	658	54%	205
Canton 6	310	18	3	331	728	45%	179
TOTAL	1,022	86	8	1,116	2,181	51%	663

<i>Michael E. Dalton (ABSENTEE)</i>	<i>Michael E. Dalton (AFFIDAVIT)</i>	<i>Michael E. Dalton</i>	<i>Michael E. Dalton (MACHINE)</i>	<i>Michael E. Dalton (ABSENTEE)</i>	<i>Michael E. Dalton (AFFIDAVIT)</i>	<i>Michael E. Dalton</i>	<i>Michael E. Dalton</i>
DEM	DEM	DEM	REP	REP	REP	REP	
16	1	296	81	9	1	91	387
26	1	232	65	10	0	75	307
8	3	190	86	5	0	91	281
50	5	718	232	24	1	257	975

**VILLAGE OF CANTON MAYOR
VOTE FOR ONE**

TOTAL	WRITE IN (MACHINE)	WRITE IN (ABSENTEE)	WRITE IN (AFFIDAVIT)	WRITE IN	UNDER / OVER VOTES	TOTAL VOTES CAST
0	0	0	0	0	41	387
0	0	0	0	0	50	307
1	0	0	1	1	49	282
1	0	0	1	1	140	976

**ST. LAWRENCE COUNTY
GENERAL ELECTION
November 7, 2017**

<i>DISTRICT</i>	<i>MACHINE TURNOUT</i>	<i>ABSENTEE TURNOUT</i>	<i>AFFIDAVIT</i>	<i>TOTAL TURNOUT</i>	<i>VOTER REGISTRATION</i>	<i>% TURNOUT</i>	<i>Carol Pynchon (MACHINE)</i>
							DEM
Canton 1	400	26	2	428	795	54%	288
Canton 3	312	42	3	357	658	54%	204
Canton 6	310	18	3	331	728	45%	182
TOTAL	1,022	86	8	1,116	2,181	51%	674

<i>Carol Pynchon (ABSENTEE)</i>	<i>Carol Pynchon (AFFIDAVIT)</i>	<i>Carol Pynchon</i>	<i>Sean O'Brien (MACHINE)</i>	<i>Sean O'Brien (ABSENTEE)</i>	<i>Sean O'Brien (AFFIDAVIT)</i>	<i>Sean O'Brien</i>	<i>Nicholas C. Kocher (MACHINE)</i>
DEM	DEM	DEM	DEM	DEM	DEM	DEM	REP
21	2	311	291	21	2	314	121
24	2	230	200	27	1	228	111
9	3	194	190	10	3	203	141
54	7	735	681	58	6	745	373

VILLAGE OF CANTON TRUSTEE
VOTE FOR TWO

<i>(MACHINE)</i>	<i>Nicholas C. Kocher (ABSENTEE)</i>	<i>Nicholas C. Kocher (AFFIDAVIT)</i>	<i>Nicholas C. Kocher</i>	<i>WRITE IN (MACHINE)</i>	<i>WRITE IN (ABSENTEE)</i>	<i>WRITE IN (AFFIDAVIT)</i>	<i>WRITE IN</i>	<i>UNDER / OVER VOTES</i>	<i>TOTAL VOTES CAST</i>
REP	REP	REP							
7	0	128	0	0	0	0	0	103	753
16	1	128	0	0	0	0	0	128	586
10	0	151	1	0	0	0	1	113	549
33	1	407	1	0	0	0	1	344	1,888

**ST. LAWRENCE COUNTY
GENERAL ELECTION
November 7, 2017**

<i>DISTRICT</i>	<i>MACHINE TURNOUT</i>	<i>ABSENTEE TURNOUT</i>	<i>AFFIDAVIT</i>	<i>TOTAL TURNOUT</i>	<i>VOTER REGISTRATION</i>	<i>% TURNOUT</i>	<i>Klaus Proemm (MACHINE)</i>
							DEM
Canton 1	400	26	2	428	795	54%	300
Canton 3	312	42	3	357	658	54%	231
Canton 6	310	18	3	331	728	45%	207
TOTAL	1,022	86	8	1,116	2,181	51%	738

**VILLAGE OF CANTON TRUSTEE (1 YEAR UNEXPIRED TERM)
VOTE FOR ONE**

<i>Klaus Proemm (ABSENTEE)</i>	<i>Klaus Proemm (AFFIDAVIT)</i>	<i>Klaus Proemm</i>	<i>WRITE IN (MACHINE)</i>	<i>WRITE IN (ABSENTEE)</i>	<i>WRITE IN (AFFIDAVIT)</i>	<i>WRITE IN</i>	<i>UNDER / OVER VOTES</i>	<i>TOTAL VOTES CAST</i>
DEM	DEM	DEM						
24	1	325	1	0	0	1	102	326
32	2	265	0	0	0	0	92	265
10	3	220	1	0	0	1	110	221
66	6	810	2	0	0	2	304	812

**ST. LAWRENCE COUNTY
GENERAL ELECTION
November 7, 2017**

<i>DISTRICT</i>	<i>MACHINE TURNOUT</i>	<i>ABSENTEE TURNOUT</i>	<i>AFFIDAVIT</i>	<i>TOTAL TURNOUT</i>	<i>VOTER REGISTRATION</i>	<i>% TURNOUT</i>	<i>Ronald P. McDougall (MACHINE)</i>
							DEM
Gouverneur 1	286	20	2	308	846	36%	90
Gouverneur 2	202	12	2	216	861	25%	69
TOTAL	488	32	4	524	1,707	31%	159

<i>Ronald P. McDougall (MACHINE)</i>	<i>Ronald P. McDougall (ABSENTEE)</i>	<i>Ronald P. McDougall (AFFIDAVIT)</i>	<i>Ronald P. McDougall</i>	<i>Ronald P. McDougall (MACHINE)</i>	<i>Ronald P. McDougall (ABSENTEE)</i>	<i>Ronald P. McDougall (AFFIDAVIT)</i>	<i>Ronald P. McDougall</i>	<i>Ronald P. McDougall TOTAL</i>
DEM	DEM	DEM	REP	REP	REP	REP		
7	1	98	151	10	0	161	259	
5	2	76	99	6	0	105	181	
12	3	174	250	16	0	266	440	

**VILLAGE OF GOUVERNEUR MAYOR
VOTE FOR ONE**

	WRITE IN (MACHINE)	WRITE IN (ABSENTEE)	WRITE IN (AFFIDAVIT)	WRITE IN	UNDER / OVER VOTES	TOTAL VOTES CAST
0	1	0	1	48	260	
2	0	0	2	33	183	
2	1	0	3	81	443	

**ST. LAWRENCE COUNTY
GENERAL ELECTION
November 7, 2017**

<i>DISTRICT</i>	<i>MACHINE TURNOUT</i>	<i>ABSENTEE TURNOUT</i>	<i>AFFIDAVIT</i>	<i>TOTAL TURNOUT</i>	<i>VOTER REGISTRATION</i>	<i>% TURNOUT</i>	<i>Shelly S. Simons- Washburn (MACHINE)</i>	<i>Shelly S. Simons- Washburn</i>
							DEM	DEM
Gouverneur 1	286	20	2	308	846	36%	98	7
Gouverneur 2	202	12	2	216	861	25%	77	4
TOTAL	488	32	4	524	1,707	31%	175	11

<i>Shelly S. Simons-Washburn (ABSENTEE)</i>	<i>Shelly S. Simons-Washburn(AFFIDAVIT)</i>	<i>Shelly S. Simons-Washburn</i>	<i>Richard J. Wood (MACHINE)</i>	<i>Richard J. Wood (ABSENTEE)</i>	<i>Richard J. Wood (AFFIDAVIT)</i>	<i>Richard J. Wood</i>	<i>Shelly S. Simons-Washburn (MACHINE)</i>	<i>Shelly S. Simons-Washburn (ABSENTEE)</i>	<i>Shelly S. Simons-Washburn(AFFIDAVIT)</i>	<i>Shelly S. Simons-Washburn</i>
DEM	DEM	DEM	DEM	DEM	DEM	REP	REP	REP	REP	REP
1	106	94	9	1	104	143	9	0	152	
2	83	70	2	2	74	100	6	0	106	
3	189	164	11	3	178	243	15	0	258	

VILLAGE OF GOUVERNEUR T
VOTE FOR TWO

Washburn	Richard J. Wood (MACHINE)	Richard J. Wood (ABSENTEE)	Richard J. Wood (AFFIDAVIT)	Richard J. Wood	Shelly S. Simons- Washburn TOTAL	Richard J. Wood TOTAL	WRITE IN (MACHINE)	WRITE IN (ABSENTEE)	WRITE IN (AFFIDAVIT)	WRITE IN	UNDER / OVER
REP	REP	REP	REP								
140	7	0	147	258	251	0	0	0	0	107	
97	8	0	105	189	179	0	0	0	0	64	
237	15	0	252	447	430	0	0	0	0	171	

RUSTEE

OVER VOTES

TOTAL VOTES CAST

509

368

877

**ST. LAWRENCE COUNTY
GENERAL ELECTION
November 7, 2017**

<i>DISTRICT</i>	<i>MACHINE TURNOUT</i>	<i>ABSENTEE TURNOUT</i>	<i>AFFIDAVIT</i>	<i>TOTAL TURNOUT</i>	<i>VOTER REGISTRATION</i>	<i>% TURNOUT</i>	<i>Barbara Lashua (MACHINE)</i>
							REP
Oswegatchie 3	182	11	2	195	434	45%	151
TOTAL	182	11	2	195	434	45%	151

VILLAGE OF HEUVELTON MAYOR
VOTE FOR ONE

<i>Barbara Lashua (ABSENTEE)</i>	<i>Barbara Lashua (AFFIDAVIT)</i>	<i>Barbara Lashua</i>	<i>WRITE IN (MACHINE)</i>	<i>WRITE IN (ABSENTEE)</i>	<i>WRITE IN (AFFIDAVIT)</i>	<i>WRITE IN</i>	<i>UNDER / OVER VOTES</i>	<i>TOTAL VOTES CAST</i>
REP	REP	REP						
11	1	163	0	0	0	0	32	163
11	1	163	0	0	0	0	32	163

**ST. LAWRENCE COUNTY
GENERAL ELECTION
November 7, 2017**

<i>DISTRICT</i>	<i>MACHINE TURNOUT</i>	<i>ABSENTEE TURNOUT</i>	<i>AFFIDAVIT</i>	<i>TOTAL TURNOUT</i>	<i>VOTER REGISTRATION</i>	<i>% TURNOUT</i>	<i>William Knowlton (MACHINE)</i>
							REP
Oswegatchie 3	182	11	2	195	434	45%	157
TOTAL	182	11	2	195	434	45%	157

VILLAGE OF
VOTE FOR

<i>William Knowlton (ABSENTEE)</i>	<i>William Knowlton (AFFIDAVIT)</i>	<i>William Knowlton</i>	<i>Augustis J. Guardino (MACHINE)</i>	<i>Augustis J. Guardino (ABSENTEE)</i>	<i>Augustis J. Guardino (AFFIDAVIT)</i>	<i>Augustis J. Guardino</i>	<i>WRITE IN (MACHINE)</i>	<i>WRITE IN (MACHINE)</i>
REP	REP	REP	REP	REP	REP	REP		
10	1	168	134	10	1	145	0	0
10	1	168	134	10	1	145	0	0

**OF HEUVELTON TRUSTEE
TWO**

(ABSENTEE)	WRITE IN (AFFIDAVIT)	WRITE IN	UNDER / OVER VOTES	TOTAL VOTES CAST
0	0	77	313	
0	0	77	313	

**ST. LAWRENCE COUNTY
GENERAL ELECTION
November 7, 2017**

<i>DISTRICT</i>	<i>MACHINE TURNOUT</i>	<i>ABSENTEE TURNOUT</i>	<i>AFFIDAVIT</i>	<i>TOTAL TURNOUT</i>	<i>VOTER REGISTRATION</i>	<i>% TURNOUT</i>	<i>Stephen J. Warr (MACHINE)</i>
							DEM
Potsdam 5	260	19	1	280	801	35%	197
Potsdam 6	237	5	1	243	899	27%	193
Potsdam 7	266	24	1	291	705	41%	182
TOTAL	763	48	3	814	2,405	34%	572

**VILLAGE OF POTSDAM TRUSTEE
VOTE FOR TWO**

<i>Stephen J. Warr (ABSENTEE)</i>	<i>Stephen J. Warr (AFFIDAVIT)</i>	<i>Stephen J. Warr</i>	<i>WRITE IN (MACHINE)</i>	<i>WRITE IN (ABSENTEE)</i>	<i>WRITE IN (AFFIDAVIT)</i>	<i>WRITE IN</i>	<i>UNDER / OVER VOTES</i>	<i>TOTAL VOTES CAST</i>
DEM	DEM	DEM						
15	1	213	79	1	0	80	267	293
4	0	197	54	0	0	54	235	251
16	1	199	69	1	1	71	312	270
35	2	609	202	2	1	205	814	814

Maggie McKenna 151

**ST. LAWRENCE COUNTY
GENERAL ELECTION
November 7, 2017**

<i>DISTRICT</i>	<i>MACHINE TURNOUT</i>	<i>ABSENTEE TURNOUT</i>	<i>AFFIDAVIT</i>	<i>TOTAL TURNOUT</i>	<i>VOTER REGISTRATION</i>	<i>% TURNOUT</i>	<i>Abigail D. Lee (MACHINE)</i>
							DEM
Potsdam 5	260	19	1	280	801	35%	185
Potsdam 6	237	5	1	243	899	27%	188
Potsdam 7	266	24	1	291	705	41%	215
TOTAL	763	48	3	814	2,405	34%	588

**VILLAGE OF POTSDAM TRUSTEE 2 YEAR UNEXPIRED TERM
VOTE FOR ONE**

<i>Abigail D. Lee (ABSENTEE)</i>	<i>Abigail D. Lee (AFFIDAVIT)</i>	<i>Abigail D. Lee</i>	<i>WRITE IN (MACHINE)</i>	<i>WRITE IN (ABSENTEE)</i>	<i>WRITE IN (AFFIDAVIT)</i>	<i>WRITE IN</i>	<i>UNDER / OVER VOTES</i>	<i>TOTAL VOTES CAST</i>
DEM	DEM	DEM						
15	1	201	4	0	0	4	75	205
4	0	192	1	0	0	1	50	193
17	1	233	4	0	0	4	54	237
36	2	626	9	0	0	9	179	635

**ST. LAWRENCE COUNTY
GENERAL ELECTION
November 7, 2017**

<i>DISTRICT</i>	<i>MACHINE TURNOUT</i>	<i>ABSENTEE TURNOUT</i>	<i>AFFIDAVIT</i>	<i>TOTAL TURNOUT</i>	<i>VOTER REGISTRATION</i>	<i>% TURNOUT</i>	<i>Michael S. Hammond (MACHINE)</i>
							DEM
Canton 4	62	2	1	65	167	39%	33
TOTAL	62	2	1	65	167	39%	33

VILLAGE
VOTE FC

<i>Michael S. Hammond (MACHINE)</i>	<i>Michael S. Hammond (ABSENTEE)</i>	<i>Michael S. Hammond (AFFIDAVIT)</i>	<i>Michael S. Hammond</i>	<i>Michael S. Hammond (MACHINE)</i>	<i>Michael S. Hammond (ABSENTEE)</i>	<i>Michael S. Hammond (AFFIDAVIT)</i>	<i>Michael S. Hammond</i>	<i>Michael S. Hammond TOTAL</i>
DEM	DEM	DEM	REP/BLK	REP/BLK	REP/BLK	REP/BLK		
2	0	35	26	0	0	26		61
2	0	35	26	0	0	26		61

OFFICE OF RENSSELAER FALLS MAYOR
FOR ONE

	WRITE IN (MACHINE)	WRITE IN (ABSENTEE)	WRITE IN (AFFIDAVIT)	WRITE IN	UNDER / OVER VOTES	TOTAL VOTES CAST
	0	0	0	0	4	61
	0	0	0	0	4	61

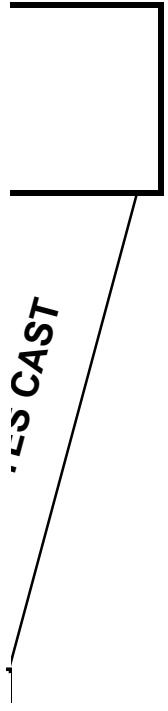
**ST. LAWRENCE COUNTY
GENERAL ELECTION
November 7, 2017**

<i>DISTRICT</i>	<i>MACHINE TURNOUT</i>	<i>ABSENTEE TURNOUT</i>	<i>AFFIDAVIT</i>	<i>TOTAL TURNOUT</i>	<i>VOTER REGISTRATION</i>	<i>% TURNOUT</i>	<i>Jolene M. LaSiegge (MACHINE)</i>
							DEM
Canton 4	62	2	1	65	167	39%	24
TOTAL	62	2	1	65	167	39%	24

<i>Jolene M. LaSiege (ABSENTEE)</i>	<i>Jolene M. LaSiege (AFFIDAVIT)</i>	<i>Jolene M. LaSiege</i>	<i>Jolene M. LaSiege (MACHINE)</i>	<i>Jolene M. LaSiege (ABSENTEE)</i>	<i>Jolene M. LaSiege (AFFIDAVIT)</i>	<i>Jolene M. LaSiege</i>	<i>Stacy Gushea (M...)</i>
DEM	DEM	DEM	REP	REP	REP	REP	REP
1	0	25	35	1	0	36	53
1	0	25	35	1	0	36	53

**VILLAGE OF RENSSELAER FALLS TRUSTEE
VOTE FOR TWO**

<i>(MACHINE)</i>	<i>Stacy Gushea (ABSENTEE)</i>	<i>Stacy Gushea (AFFIDAVIT)</i>	<i>Stacy Gushea</i>	<i>Jolene M. LaSieve TOTAL</i>	<i>WRITE IN (MACHINE)</i>	<i>WRITE IN (ABSENTEE)</i>	<i>WRITE IN (AFFIDAVIT)</i>	<i>WRITE IN</i>	<i>UNDER / OVER VOTES</i>	<i>TOTAL VOTES</i>
REP	REP	REP								
2	0	55	61	0	0	0	0	0	14	116
2	0	55	61	0	0	0	0	0	14	116



ST. LAWRENCE COUNTY				
GENERAL ELECTION		WRITE - IN VOTES		
7-Nov-17				
TOWN/ED	OFFICE	CANDIDATE	# OF VOTES	VOID
Brasher 1	Superintendent of Highways	Andrew Gray	2	
Brasher 1	Superintendent of Highways	Robert Crump	1	
Brasher 1	Superintendent of Highways	Seth Latulipe	1	
Brasher 1	Town Justice	Robert Crump	1	
Brasher 1	Town Supervisor	Robert Crump	1	
Brasher 2	Superintendent of Highways	Andrew Gray	1	
Brasher 2	Superintendent of Highways	Robert Crump	1	
Brasher 2	Town Justice	Robert Crump	1	
Brasher 2	Town Supervisor	Robert Crump	1	
Canton 1	Coroner	Dennis Mareaw	1	
Canton 1	Coroner	Kinnon Gillie	1	
Canton 1	Coroner	Steven Cary	1	
Canton 1	Coroner			
Canton 1	Superintendent of Highways	James Gibson	10	
Canton 2	Superintendent of Highways	James Gibson	36	
Canton 3	Coroner	Ed Lemire	1	
Canton 3	Superintendent of Highways	James Gibson	9	
Canton 5	Councilman (Unexpired Term)	Carol Pynchon	1	
Canton 5	Councilman (Unexpired Term)	Lisa Elliott	1	
Canton 5	Superintendent of Highways	James Gibson	19	
Canton 5	Town Clerk	Megan Mousaw	1	
Canton 6	Councilman (Unexpired Term)	Seth Rich	1	
Canton 6	Mayor	Paul Mitchell	1	
Canton 6	Superintendent of Highways	James Gibson	10	
Canton 6	Village Trustee	Jake Newman	1	
Canton 6	Village Trustee (Unexpired Term)	Susan Mende	1	
Canton 7	Superintendent of Highways	James Gibson	9	
Canton 8	Coroner	Russ Lawrence IV	1	
Canton 8	Superintendent of Highways	James Gibson	53	
Canton 8	Superintendent of Highways	Kenneth Gibson	2	
Canton 8	Superintendent of Highways	Steven Smith	1	
Canton 8	Supervisor			
Clare 1	Councilman	Kalysta Giffin	12	
Clare 1	Councilman	Todd Demers	1	
Clare 1	Town Supervisor	Todd Demers	5	
Clare 1	Town Supervisor	Robert Demers	3	
Clare 1	Town Supervisor	James Whitmarsh Sr	1	
Clifton 1	Superintendent of Highways	Lloyd Pelo	2	

Clifton 1	Superintendent of Highways	Paul Crane	2	
Clifton 1	Superintendent of Highways	Marty Woods	1	
Clifton 1	Town Supervisor	Marty Woods	1	
Clifton 1	Town Supervisor	Paul Crane	1	
Clifton 1	Town Supervisor			
Colton 1	Town Clerk	Laurie Reichert	1	
DeKalb 1	Councilman			1
DeKalb 1	Superintendent of Highways	Gary Eggleston	1	
DeKalb 2	Coroner	Gary Berke	2	
DeKalb 2	Councilman	Bryan Thompson	1	
DeKalb 2	Superintendent of Highways			
DeKalb 2	Town Supervisor	Gary Berke	1	
DePeyster 1	Town Clerk	Carol Ann Loucks	1	
DePeyster 1	Town Clerk	Michelle Hoffman Lu	1	
DePeyster 1	Town Clerk			
DePeyster 1	Town Supervisor	Carol Ann Loucks	33	
DePeyster 1	Town Supervisor	Michelle Martin	2	
Fine 1	Councilman (Unexpired Term)	William E. Powers	1	
Fine 1	Town Clerk	Julie Smith	1	
Fine 1	Town Clerk	S Westbrook	1	
Fine 1	Town Clerk			
Fine 1	Town Supervisor	Eric Kerr	1	
Fine 1	Town Supervisor	S Westbrook	1	
Fowler 1	Assessor (Unexpired Term)	Tami Gale	1	
Fowler 1	Town Justice	Joseph Lacks	46	
Fowler 2	Councilman	Wanda Fayett	1	
Fowler 2	Town Justice	Joseph Lacks	64	
Fowler 2	Town Justice	Marty Spillman	2	
Gouverneur 1	Coroner	Christine Buckley	1	
Gouverneur 1	Mayor	Charles Halpin	1	
Gouverneur 2	Mayor	Scott Hudson	1	
Gouverneur 2	Mayor	Todd Harder	1	
Gouverneur 2	Town Supervisor	George Harder	2	
Gouverneur 3	Councilman			
Gouverneur 3	District Attorney			
Gouverneur 3	Town Clerk			
Gouverneur 3	Town Supervisor			
Gouverneur 4	Councilman	Allan Martin		
Hammond 1	Coroner			
Hammond 1	Councilman	Bob Hollister	1	
Hammond 1	Councilman	Tim Pitcher	1	
Hammond 1	Councilman			
Hammond 1	District Attorney	Bob Weir	1	
Hammond 1	Superintendent of Highways			
Hammond 1	Town Justice	Bill Sheridan	1	
Hammond 1	Town Supervisor	Howard Demick	4	
Hammond 1	Town Supervisor			

Hammond 1	Town Supervisor			
Lawrence 1	Town Clerk	Sara Ashley	1	
Lisbon 1	Councilman	Mike O'Neil	1	
Lisbon 1	Town Clerk	Susan Baldock	1	
Lisbon 1	Town Supervisor	Jesse Gleason	1	
Lisbon 2	Councilman	Tim Amo	1	
Lisbon 2	Town Supervisor	Al Dailey	1	
Lisbon 3	Coroner			
Lisbon 3	Councilman	Dave Smith	2	
Lisbon 3	Councilman	Dave Olan	1	
Lisbon 3	Councilman	Mark Aikens	1	
Lisbon 3	Town Clerk			
Lisbon 3	Town Clerk			
Lisbon 3	Town Supervisor	Adam Merkley	1	
Lisbon 3	Town Supervisor	Al Dailey	1	
Lisbon 3	Town Supervisor	Curt Hammond	1	
Lisbon 3	Town Supervisor			
Lisbon 3	Town Clerk	Deborah Putney	2	
Louisville 2	Councilman			2
Macomb 1	Councilman	Amy Emrick	2	
Macomb 1	Councilman	Rich Tulley	1	
Macomb 1	Town Supervisor	Steve Burke	1	
Madrid 1	Councilman	Nick Wildley	1	
Madrid 1	Town Supervisor	Bill Hull	1	
Madrid 1	Town Supervisor	Linda Hargrave	1	
Madrid 1	Superintendent of Highways	Tom Rutherford	2	
Massena 1	Coroner	Robert Ruffa	1	
Massena 1	Coroner	Ryan Chatland	1	
Massena 1	Councilman	Bruce R. Webber	1	
Massena 1	Councilman	Chuck Raiti	2	
Massena 1	Councilman	Dave Gagne	1	
Massena 1	Councilman	Joel Grigg	1	
Massena 1	Councilman			1
Massena 1	District Attorney	Dave Haggard	1	
Massena 1	District Attorney	Monique Chatland	1	
Massena 1	District Attorney	Nicole Duve	1	
Massena 1	Town Justice			
Massena 1	Town Supervisor	Chuck Raiti	1	
Massena 1	Town Supervisor	John Michaud	1	
Massena 2	Councilman	Daniel Henry	1	
Massena 2	Councilman			
Massena 3	Coroner			
Massena 3	Councilman	Tricia Wilson	1	
Massena 3	Councilman			
Massena 3	District Attorney			
Massena 3	Town Justice			1
Massena 4	Councilman	John Michaud	1	

Massena 5	Councilman	Bil Kearns	1	
Massena 5	Councilman	David H. Romigh	1	
Massena 5	Councilman	Nathan Lashomb	1	1
Massena 5	District Attorney	June Wood	1	
Massena 5	Town Supervisor	Pat Peets	1	
Massena 5	Town Supervisor	Todd Truax	1	
Massena 5	Town Supervisor	Tom Miller	1	
Massena 6	Councilman	Patrick Burnett	1	
Massena 6	Councilman	Nathan Lashomb	2	
Massena 6	Town Justice	Cassandra Arquiatt	1	
Massena 7	Councilman			
Massena 8	Councilman	Pat Curran	2	
Massena 8	Councilman	Kenneth Hannery	1	
Massena 8	Councilman	Robert Jemison	1	
Massena 8	Town Justice	Angus LaMora	1	
Morristown 1	Town Clerk	Michael Moore	6	
Morristown 1	Town Justice	James Bogardus	1	
Morristown 1	Town Supervisor	Christopher Coffin	1	
Morristown 1	Town Supervisor	Cyrl Aldridge	1	
Morristown 2	Councilman	James Moole	1	
Morristown 2	Councilman	Donald F. Woods	1	1
Morristown 2	Councilman	Michael Moore	1	
Morristown 2	Town Clerk	Michael Moore	22	
Morristown 2	Town Justice	Richard J. Marshall	1	
Morristown 2	Town Justice	Sean Pidgeon	1	
Morristown 2	Town Supervisor	Cyrl Aldridge	2	
Morristown 2	Town Supervisor	Michael Moore	1	
Morristown 2	Town Supervisor	Sean Pidgeon	1	
Morristown 2	Town Justice	Gary Premo	1	
Norfolk 1	Coroner			
Norfolk 1	Councilman	Jason Clark	1	
Norfolk 1	Town Clerk	Tammy Sweet	1	
Norfolk 1	Town Supervisor	Roger Conte	1	
Norfolk 1	Town Supervisor	Wanda Williams	1	
Norfolk 3	Councilman	Doug LaVigne	3	
Norfolk 3	Superintendent of Highways	Tyler Murry	1	
Norfolk 3	Town Supervisor	George Smith	1	
Ogdensburg 4	City Councillor	Doug Loffler	1	
Ogdensburg 2	City Councillor	John Paul Burns	2	1
Ogdensburg 3	City Councillor	John Paul Burns	8	3
Ogdensburg 3	City Councillor	Steve LaRose	1	
Ogdensburg 3	District Attorney	Dave Haggard	1	
Ogdensburg 4	City Councillor	John Paul Burns	1	
Ogdensburg 4	Coroner	Kyle Rafferty	1	
Ogdensburg 4	Coroner	Matt Demer	1	
Ogdensburg 5	City Councillor	Michael Myers	1	
Ogdensburg 5	Coroner			

Ogdensburg 6	Coroner	Matthew Gasbara	1	
Oswegatchie 1	Superintendent of Highways	Keith Weston	1	
Oswegatchie 1	Superintendent of Highways	Mike Hebert	1	
Oswegatchie 1	Town Justice	Bill Rupp	1	
Oswegatchie 1	Town Justice	Mike Hebert	1	
Oswegatchie 1	Town Supervisor	Mike Hebert	41	
Oswegatchie 2	Coroner			
Oswegatchie 2	Councilman	Aaron Bullock	1	
Oswegatchie 2	Councilman	Steve Rishi	1	
Oswegatchie 2	Superintendent of Highways	Christopher Roberts	1	
Oswegatchie 2	Town Clerk	Kenneth Burwell	1	
Oswegatchie 2	Town Justice	Barbara Busconi	1	
Oswegatchie 2	Town Justice	Mel Busconi	1	
Oswegatchie 2	Town Supervisor	Mike Hebert	3	
Oswegatchie 2	Town Supervisor	Christopher Roberts	1	
Oswegatchie 3	Councilman			
Oswegatchie 3	Superintendent of Highways	Mike Hebert	1	
Oswegatchie 3	Town Clerk	Mike Hebert	1	
Oswegatchie 3	Town Supervisor	Mike Hebert	37	
Parishville 1	Coroner	Carol Lowe	1	
Parishville 1	Coroner	Dennis Lowe	1	
Parishville 1	Coroner			
Parishville 1	Councilman			1
Parishville 1	District Attorney			
Parishville 1	Superintendent of Highways			1
Parishville 1	Town Clerk	Dennis Lowe	1	
Parishville 1	Town Clerk			1
Parishville 1	Town Supervisor	Jon Snell	53	
Parishville 1	Town Supervisor	Dennis Lowe	1	
Parishville 1	Town Supervisor	John Hitchens	1	
Parishville 1	Town Supervisor			
Parishville 2	Councilman			
Parishville 2	Councilman	Jeff Snell		
Parishville 2	Superintendent of Highways	Jon Snell	2	
Parishville 2	Town Clerk	Jon Snell	1	
Parishville 2	Town Supervisor	Jon Snell	71	
Parishville 2	Town Supervisor			
Piercefield 1	Town Justice	Leonard Young	4	
Piercefield 1	Town Justice	Patricia Reandeu	2	
Piercefield 1	Town Supervisor	Jimmy Brownell	1	
Piercefield 1	Town Supervisor	Joe Dennis	1	
Piercefield 1	Town Supervisor	Larry Beua	1	
Piercefield 1	Town Supervisor	Richard Riley	1	
Pierrepont 1	Councilman	Michael Rizzo	1	
Pierrepont 2	Councilman	Patti Loutz	1	
Pitcairn 1	Town Supervisor	Keith Moore	1	
Potsdam 1	Coroner	Ryan Peploski	2	1

Potsdam 1	Coroner	Ian Miller	1	
Potsdam 1	Coroner	Jamie L. Sinclair	1	
Potsdam 1	Coroner	Maurice Peploski	1	
Potsdam 1	Councilman	Betty Dufour	1	
Potsdam 1	Councilman	Jamie L. Sinclair	1	1
Potsdam 1	Councilman	Maggie McKenna	1	
Potsdam 1	District Attorney			
Potsdam 1	Town Justice	Jamie L. Sinclair	1	
Potsdam 2	Councilman	Deborah Pahler	1	
Potsdam 2	Councilman	Hank Robar	1	
Potsdam 2	Councilman	Maggie McKenna	1	
Potsdam 2	Councilman	Terry Francis	1	
Potsdam 2	Councilman	Tim Jerome	1	
Potsdam 2	Town Justice	Maggie McCall	1	
Potsdam 2	Town Justice	Robert Ballan	1	
Potsdam 3	Councilman	Dan Crosbie	1	
Potsdam 4	Councilman	Conner Newcombe	2	
Potsdam 4	Councilman	Maggie McKenna	1	
Potsdam 4	Councilman	Rebecca Dufour	1	
Potsdam 4	Town Justice	Rebecca Dufour	1	
Potsdam 5	Councilman	Maggie McKenna	1	
Potsdam 5	District Attorney	Charles Coty	1	
Potsdam 5	District Attorney			
Potsdam 5	Trustee	Maggie McKenna	49	1
Potsdam 5	Trustee	Rebecca Dufour	22	
Potsdam 5	Trustee	Glenn Ewart	1	
Potsdam 5	Trustee	Walter McClura	1	
Potsdam 5	Trustee			
Potsdam 5	Trustee (Unexpired)	Rebecca Dufour	2	
Potsdam 5	Trustee (Unexpired)	Maggie McKenna	1	
Potsdam 5	Trustee (Unexpired)			
Potsdam 6	Coroner			2
Potsdam 6	Councilman	Maggie McKenna	3	
Potsdam 6	Town Justice	Joan Edzwald	1	
Potsdam 6	Trustee	Maggie McKenna	42	
Potsdam 6	Trustee	Rebecca Dufour	12	
Potsdam 6	Trustee (Unexpired)	Maggie McKenna	1	
Potsdam 7	Councilman	Maggie McKenna	6	
Potsdam 7	Councilman	Rebecca Dufour	1	
Potsdam 7	District Attorney	Casper Green	1	
Potsdam 7	District Attorney	David Haggard	1	
Potsdam 7	Trustee	Maggie McKenna	60	2
Potsdam 7	Trustee	Rebecca Dufour	3	
Potsdam 7	Trustee	Cindy Goliber	2	
Potsdam 7	Trustee	Laura Ethiger	1	
Potsdam 7	Trustee	Willam Beauchamp	1	
Potsdam 7	Trustee			

Potsdam 7	Trustee (Unexpired)	Maggie McKenna	3	
Potsdam 7	Trustee (Unexpired)	William Andrus	1	
Potsdam 8	Councilman	David Cotey	1	
Potsdam 8	Councilman	Rick Gilcherst	1	
Potsdam 8	Councilman	Ryan Daniels	1	
Potsdam 8	Town Justice			1
Rossie 1	Councilman	Mark Hutton	1	
Rossie 1	Councilman			
Rossie 1	Superintendent of Highways	Harold Walsh	1	
Rossie 1	Superintendent of Highways			
Stockholm 1	Councilman	Larry Buckman	1	
Waddington 1	Coroner	Doug Duman	1	
Waddington 1	Councilman	Colin O'Bryan	1	
Waddington 1	Councilman	Mark Scott	1	

1
1
1
1
1
2
1
1
1
1
1
4
2
1
1

2
1